KEY INFORMATION MEMORANDUM

HDFC Value Fund

An open ended equity scheme following a value investment strategy.

This product is suitable for investors who are seeking*:	**Scheme Riskometer#**	**Benchmark Riskometer#**
- to generate long-term capital appreciation / income in the long term - investment primarily in undervalued stocks	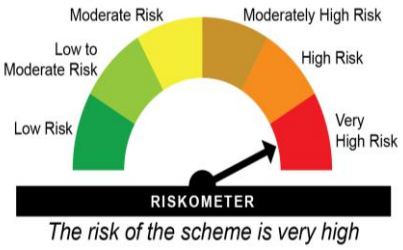 *The risk of the scheme is very high*	**Nifty 500 Index (TRI) (as per AMFI Tier I Benchmark)** 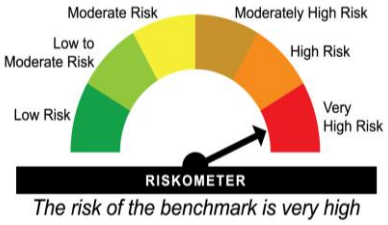 *The risk of the benchmark is very high*
*Investors should consult their financial advisers, if in doubt about whether the product is suitable for them. #As on September 30, 2026. For latest riskometer, investors may refer to the Monthly Portfolios disclosed on the website of the Fund viz. www.hdfcfund.com.		

Continuous Offer of Units at NAV based prices

Name of Mutual Fund (Fund): **HDFC Mutual Fund** Name of Asset Management Company (AMC): **HDFC Asset Management Company Limited** Name of Trustee Company: **HDFC Trustee Company Limited** Address of the entities:	
Asset Management Company (AMC): HDFC Asset Management Company Limited Registered Office: HDFC House, 2nd Floor, H.T. Parekh Marg, 165-166, Backbay Reclamation, Churchgate, Mumbai - 400 020. CIN No: L65991MH1999PLC123027	**Trustee Company:** HDFC Trustee Company Limited Registered Office: HDFC House, 2nd Floor, H.T. Parekh Marg, 165-166, Backbay Reclamation, Churchgate, Mumbai - 400 020. CIN No. U65991MH1999PLC123026
Website of the entities: www.hdfcfund.com	

This Key Information Memorandum (KIM) sets forth the information, which a prospective investor ought to know before investing. **For further details of the scheme/Mutual Fund, due diligence certificate by the AMC, Key Personnel, investors' rights & services, risk factors, penalties & pending litigations etc. investors should, before investment, refer to the Scheme Information Document ("SID") and Statement of Additional Information ("SAI") available free of cost at any of the Investor Service Centres or distributors or from the website** www.hdfcfund.com.

The Scheme particulars have been prepared in accordance with Securities and Exchange Board of India (Mutual Funds) Regulations 2026 ("SEBI (MF) Regulations"), as amended till date, and filed with Securities and Exchange Board of India (SEBI). The units being offered for public subscription have not been approved or disapproved by SEBI, nor has SEBI certified the accuracy or adequacy of this KIM.

This Key Information Memorandum is dated November 25, 2026.

1. Name of Scheme

HDFC Value Fund

2. Type of Scheme

An open ended equity scheme following a value investment strategy.

3. Category of Scheme

Value Fund

4. SEBI Scheme Code

HDFC/O/E /VAF/18/03/0030

5. Investment Objective

To achieve capital appreciation/income in the long term by primarily investing in undervalued stocks.

There is no assurance that the investment objective of the Scheme will be achieved.

6. Asset Allocation Pattern of the Scheme

Instruments	Indicative allocations (% of total assets)	
	Minimum	Maximum
Equity and Equity Related Instruments	80	100
Money market instruments, Other liquid instruments and Units of Mutual Fund^	0	20
Gold and Silver instruments	0	20
Units issued by InvITs	0	10

^Units of Domestic Mutual Funds shall only include Overnight Funds, Liquid Funds and Money Market Mutual Funds. Further other liquid instruments shall include cash, bank deposits with Scheduled Commercial Banks, Government Securities, Treasury bills, Repo on Government securities and any other instruments as specified by SEBI from time to time.

As per clause 13.18.1 of Master Circular, the cumulative gross exposure through equity and equity related instruments, derivative positions, money market instruments, other liquid instruments, Units of Mutual Fund, Infrastructure Investment Trusts (InvITs), Overseas securities, Gold and Silver instruments (ETFs only), other permitted securities/assets and such other securities/ assets as

may be permitted by SEBI/ AMFI from time to time shall not exceed 100% of the net assets of the Scheme.

Indicative Table (Actual instrument/percentages may vary subject to applicable SEBI circulars)

SR. no	Type of Instrument	Percentage of exposure	Circular references
1.	Securities Lending	a) Upto 40% of the net assets b) Higher of Rs. 5 crores or 10% of the net assets at single intermediary i.e. broker level	Clause 13.6 of Master Circular
2.	Equity Derivatives (Hedging and Non-Hedging)	Upto 100% of the total assets	Clause 13.15 of Master Circular
3.	Repo/ Reverse Repo / Tri- Party repos (TREPS) on Government Securities and Treasury Bills (G-Secs and T-Bills)	To meet liquidity requirements or pending deployment as per regulatory limits	As per SEBI Mutual Funds Regulations.
4.	Units of InVITs	a) Upto 10% in the units of InVITs b) Upto 5% in the units of InVITs at single issuer level.	Clause 13.13.5 of Master Circular
5.	Overseas Securities	Upto 35% of the total assets	Clause 13.11.2 of Master Circular
6.	Short Term deposits	As per regulatory limits	Clause 8 of Sixth Schedule of SEBI (MF) Regulations and Clause 13.7 of Master Circular
7.	Mutual Fund Units	Upto 5% of the net assets of the Mutual Fund (i.e. across all the schemes of the Fund)	Clause 3 of Sixth Schedule of SEBI (MF) Regulations and Clause 13.14.1 of Master Circular

In addition to the instruments stated in the table above the Scheme may undertake Short Selling and such other transactions in accordance with guidelines issued by SEBI and the scheme may also hold cash from time to time.

The Scheme(s) will not make any investment in –

1. Debt Derivatives
2. Securitized Debt
3. Structured obligations and Credit enhancements
4. Credit Default Swaps
5. Instruments with special features AT1 and AT2 Bonds

6. Repo/ Reverse Repo in permitted corporate debt securities
7. Non-convertible Preference shares

Changes in asset allocation pattern/Portfolio Rebalancing:

Short Term Defensive Consideration:

Subject to SEBI (MF) Regulations the asset allocation pattern indicated above may change from time to time, keeping in view market conditions, market opportunities, applicable regulations and political and economic factors. It must be clearly understood that the percentages stated above are only indicative and not absolute and that they can vary substantially depending upon the perception of the Investment Manager, the intention being at all times to seek to protect the interests of the Unit holders. As per clause 1.9.1.b of Master Circular, as may be amended from time to time, such changes in the investment pattern will be for short term and for defensive consideration only.

In the event of change in the asset allocation, the fund manager will carry out portfolio rebalancing within 30 calendar days or such other timeline as may be prescribed by SEBI from time to time.

Portfolio rebalancing (in case of passive breaches)

As per clause 3.11 of Master Circular, as may be amended/ clarified from time to time, in the event of change in the asset allocation due to passive breaches (occurrence of instances not arising out of omission and commission of the AMC), the fund manager is required to carry out portfolio rebalancing within 30 Business Days.

In case the portfolio is not rebalanced within the period of 30 Business days, justification in writing, including details of efforts taken to rebalance the portfolio shall be placed before the Investment Committee. The Investment Committee, if it so desires, can extend the timeline for rebalancing up to sixty (60) Business days from the date of completion of mandated rebalancing period. In case the portfolio of the scheme is not rebalanced within the aforementioned mandated plus extended timelines, the AMC shall follow the requirements specified under the aforesaid circular including reporting the deviation to Trustees at each stage.

7. Investment Strategy

The investment objective of the Scheme is to achieve capital appreciation / income in the long term by primarily investing in undervalued stocks. Undervalued stocks are generally those that are trading at prices below their intrinsic value as measured by potential earnings or asset values, and / or future cash flow growth. It shall also include stocks likely to benefit out of turnaround of business and value unlocking opportunities such as mergers / acquisition, etc.

The Scheme will endeavour to maintain a minimum of 80% of the equity portfolio in stocks where the trailing Price /Earnings ratio is lower than the corresponding median of the current stocks in the benchmark index (NSE500 Index) and / or the trailing Price / Book ratio is lower than the corresponding median of the current stocks in the benchmark index (NSE500 Index) and / or trailing price / Earnings ratio is below their own 5 year historical averages and / or trailing price / book ratio is below their own 5 year historical averages. The portfolio for this purpose shall be

reviewed on a monthly frequency. The fund manager shall, keeping in view the market conditions and in the interest of investors, change the above criteria within the mandate of value strategy.

The Scheme may also invest in hybrid securities viz. units of InvITs for diversification and subject to necessary stipulations by SEBI from time to time.

Subject to the Regulations and the applicable guidelines, the Scheme may, engage in Stock Lending activities.

The Scheme may also invest in Gold and Silver instruments (ETFs only), Money market instruments, Other liquid instruments (cash, bank deposits with Scheduled Commercial Banks, Government Securities, Treasury bills, Repo on Government securities) and Units of Mutual Fund (Overnight Funds, Liquid Funds and Money Market Mutual Funds only) as per the limits in the asset allocation table of the Scheme, subject to permissible limits laid under SEBI (MF) Regulations.

As part of the Fund Management process, the Scheme may use derivative instruments such as futures and options, or any other derivative instruments that are permissible or may be permissible in future under applicable regulations. However, trading in derivatives by the Scheme shall be for restricted purposes as permitted by the regulations.

For detailed derivative strategies, please refer to SAI. For exposure limits to derivatives, refer section '**Where will the scheme invest' under Section II, Part II, Clause A in the SID.**

Though every endeavour will be made to achieve the objective of the Scheme, the AMC/Sponsor/Trustee do not guarantee that the investment objective of the Scheme will be achieved. No guaranteed returns are being offered under the Scheme.

8. Risk Profile of the Scheme

Mutual Fund Units involve investment risks including the possible loss of principal. Please read the details on risk factors carefully before investment. Scheme specific Risk Factors are summarized below:

The Scheme invests in minimum of 60% of the equity portfolio in stocks where the trailing Price/Earnings ratio or the trailing Price / Book ratio is lower than the corresponding median of the current stocks in the benchmark index and / or trailing price / Earnings ratio or trailing price / book ratio is below their own 5 year historical averages. It is important to note that such an approach is not proven to outperform the benchmark.

(i) Risk factors associated with investing in equities and equity related instruments

- **Price Risk:** Equity shares and equity related instruments are volatile and prone to price fluctuations on a daily basis owing to market movements. The extent of fall or rise in the prices is a fluctuation in general market conditions, factors and forces affecting capital market, Real Estate and Infrastructure sectors, level of interest rates, trading volumes, settlement periods and transfer procedures. Investments in equity shares and equity related instruments involve a degree of risk and investors should not invest in the Scheme unless they can afford to take the risks.

- **Interest Rate Risk:** Securities/Instruments of REITs run interest rate risk. Generally, when interest rates rise, prices of units fall and when interest rates drop, such prices increase.
- **Credit Risk:** Credit risk means that the issuer of a REITs security/instrument may default on interest payment or even on paying back the principal amount on maturity. Securities/Instruments of REITs are likely to have volatile cash flows as the repayment dates would not necessarily be pre scheduled.
- **Liquidity Risk:** Securities/instruments, which are not quoted on the stock exchanges, are inherently illiquid in nature and carry a larger amount of liquidity risk, in comparison to securities that are listed on the exchanges. Investment in such securities may lead to increase in the scheme portfolio risk. While securities that are listed on the stock exchange carry lower liquidity risk, the ability to sell these investments is limited by the overall trading volume on the stock exchanges and may lead to the Scheme incurring losses till the security is finally sold.
- **Reinvestment Risk:** Investments in securities/instruments of REITs may carry reinvestment risk as there could be repatriation of funds by the Trusts in form of buyback of units or Dividend pay-outs, etc. Consequently, the proceeds may get invested in assets providing lower returns.
- **Legal and Regulatory Risk:** The regulatory framework governing investments in securities/instruments of REITs comprises a relatively new set of regulations and is therefore untested, interpretation and enforcement by regulators and courts involves uncertainties. Presently, it is difficult to forecast as to how any new laws, regulations or standards or future amendments will affect the issuers of REITs and the sector as a whole. Furthermore, no assurance can be given that the regulatory system will not change in a way that will impair the ability of the Issuers to comply with the regulations, conduct the business, compete effectively or make distributions.
- Scheme's performance may differ from the benchmark index to the extent of the investments held in in other than equity and equity related instruments, as per the investment pattern indicated under normal circumstances.

(ii) Risk factors associated with investing in Money Market Instruments

- The Net Asset Value (NAV) of the Scheme, to the extent invested in Money Market instruments, may be affected by changes in short-term interest rates. A fall in short-term interest rates may lead to an increase in NAV, while an increase in short-term interest rates may have an adverse impact on the NAV.
- Money market instruments, while generally liquid, may lack a well-developed secondary market in certain instruments. This may restrict the selling ability of the Scheme at a desired price or time and may result in the Scheme holding such securities until maturity.
- Investments in money market instruments involve credit risk commensurate with the short-term credit rating of the issuer. Any downgrade in credit rating, deterioration in the financial condition of the issuer, or default in repayment of principal or interest could adversely impact the value of such investments. The Investment Manager will endeavour to manage credit risk through in-house credit appraisal and monitoring.
- **Reinvestment Risk:** Money market instruments generally have short maturities. When instruments mature or are redeemed, the proceeds may have to be reinvested at prevailing short-term interest rates, which may be lower than the yields on the original investments. This may impact the income of the Scheme.
- **Settlement Risk:** Different segments of the Indian money market may have different settlement cycles. Delays or failure in settlement due to unforeseen circumstances may

result in temporary periods during which the assets of the Scheme are not invested, leading to loss of potential income. Settlement issues may also cause delays in execution of intended transactions.

- **Price Risk:** Although money market instruments typically have short residual maturities and relatively low price volatility, their values may still be impacted by movements in short-term interest rates and market liquidity conditions.
- Government securities and treasury bills of short-term maturity are subject to price risk arising from movements in short-term interest rates. Generally, when short-term interest rates rise, prices of such securities may decline and when short-term interest rates fall, their prices may increase. However, due to their short residual maturity, the extent of price volatility in such instruments is relatively lower as compared to longer-term fixed income securities. Government securities are generally considered to carry negligible credit risk, and accordingly, their prices are primarily influenced by changes in interest rates and liquidity conditions in the market.

(iii) Risks associated with investment in unlisted securities:

- Except for any security of an associate or group company, the scheme can invest in securities which are not listed on a stock exchange ("unlisted Securities") or receive unlisted securities which in general are subject to greater price fluctuations, less liquidity and greater risk than those which are traded in the open market. These securities may lack a liquid secondary market and there can be no assurance that the Scheme will realise their investments in unlisted securities at a fair value.
- Investment in unrated instruments may involve a risk of default or decline in market value higher than rated instruments due to adverse economic and issuer-specific developments. Such investments display increased price sensitivity to changing interest rates and to a deteriorating economic environment. The market values for unrated investments tends to be more volatile and such securities tend to be less liquid than rated debt securities.

(iv) Risk factors associated with investment in Tri-Party Repo

The mutual fund is a member of securities segment and Triparty Repo trade settlement of the Clearing Corporation of India (CCIL). All transactions of the mutual fund in government securities and in Tri-party Repo trades are settled centrally through the infrastructure and settlement systems provided by CCIL; Thus, reducing the settlement and counterparty risks considerably for transactions in the said segments. The members are required to contribute an amount as communicated by CCIL from time to time to the default fund maintained by CCIL as a part of the default waterfall (a loss mitigating measure of CCIL in case of default by any member in settling transactions routed through CCIL).

As per the waterfall mechanism, after the defaulter's margins and the defaulter's contribution to the default fund have been appropriated, CCIL's contribution is used to meet the losses. Post utilization of CCIL's contribution if there is a residual loss, it is appropriated from the default fund contributions of the non-defaulting members. Thus, the scheme is subject to risk of the initial margin and default fund contribution being invoked in the event of failure of any settlement obligations. In addition, the fund contribution is allowed to be used to meet the residual loss in case of default by the other clearing member (the defaulting member).

CCIL shall maintain two separate Default Funds in respect of its Securities Segment, one with a view to meet losses arising out of any default by its members from outright and repo trades

and the other for meeting losses arising out of any default by its members from Triparty Repo trades. The mutual fund is exposed to the extent of its contribution to the default fund of CCIL, in the event that the contribution of the mutual fund is called upon to absorb settlement/default losses of another member by CCIL, as a result the scheme may lose an amount equivalent to its contribution to the default fund.

(v) Risk factors associated with investing in Overseas Securities

- **Currency Risk:**

  Moving from Indian Rupee (INR) to any other currency entails currency risk. To the extent that the assets of the Scheme will be invested in securities denominated in foreign currencies, the Indian Rupee equivalent of the net assets, distributions and income may be adversely affected by changes in the value of certain foreign currencies relative to the Indian Rupee.

- **Interest Rate Risk:**

  The pace and movement of interest rate cycles of various countries, though loosely co-related, can differ significantly. Hence by investing in securities of countries other than India, the Scheme stand exposed to their interest rate cycles.

- **Credit Risk:**

  Investment in Foreign Debt Securities are subject to the risk of an issuer's inability to meet interest and principal payments on its obligations and market perception of the creditworthiness of the issuer. This is substantially reduced since the SEBI (MF) Regulations stipulate investments only in debt instruments with rating not below investment grade by accredited/registered credit rating agency.

- **Taxation Risk:**

  In addition to the disclosure related to taxation mentioned in Statement of Additional Information (SAI) under section "**Tax, Legal, General Information**", Investment in Foreign Securities poses additional challenges based on the tax laws of each respective country or jurisdiction. The scheme may be subject to a higher level of taxes than originally anticipated and or dual taxation.

  The Scheme may be subject to withholding or other taxes on income and/or gains arising from its investment portfolio. Further, such investments are exposed to risks associated with the changing / evolving tax / regulatory regimes of all the countries where the Scheme invests. All these may entail a higher outgo to the Scheme by way of taxes, transaction costs, fees etc. thus adversely impacting its NAV; resulting in lower returns to an Investor.

- **Legal and Regulatory Risk:**

  Legal and regulatory changes could occur during the term of the Scheme which may adversely affect it. If any of the laws and regulations currently in effect should change or any new laws or regulations should be enacted, the legal requirements to which the Scheme and the investors may be subject could differ materially from current requirements and may materially and adversely affect the Scheme and the investors. Legislation/ Regulatory guidelines could also be imposed retrospectively.

- **Country Risk:**

  The Country risk arises from the inability of a country, to meet its financial obligations. It is the risk encompassing economic, social and political conditions in a foreign country, which might adversely affect foreign investors' financial interests. In addition, country risks would include events such as introduction of extraordinary exchange controls, economic deterioration, bi-

lateral conflict leading to immobilisation of the overseas financial assets and the prevalent tax laws of the respective jurisdiction for execution of trades or otherwise.

- To manage risks associated with foreign currency and interest rate exposure, the Mutual Fund may use derivatives for efficient portfolio management including hedging and in accordance with conditions as may be stipulated by SEBI/ RBI from time to time.

- **Exhaustion of Limit for investments in Overseas Securities:**
  In case the permissible limits for investments in overseas Securities by the Scheme provided by regulatory bodies is reached, then the scheme may not be able to make any further investments in permissible Overseas Securities. This could lead to loss of investment opportunity.

(vi) Risk factors associated with investing in Derivatives

- The AMC, on behalf of the Scheme may use various derivative products, from time to time, in an attempt to protect the value of the portfolio and enhance Unit holders' interest. Derivative products are specialized instruments that require investment techniques and risk analysis different from those associated with stocks and bonds. The use of a derivative requires an understanding not only of the underlying instrument but of the derivative itself. Other risks include, the risk of mispricing or improper valuation and the inability of derivatives to correlate perfectly with underlying assets, rates and indices.
- Derivative products are leveraged instruments and can provide disproportionate gains as well as disproportionate losses to the investor. Execution of such strategies depends upon the ability of the fund manager to identify such opportunities. Identification and execution of the strategies to be pursued by the fund manager involve uncertainty and decision of fund manager may not always be profitable. No assurance can be given that the fund manager will be able to identify or execute such strategies.
- The risks associated with the use of derivatives are different from or possibly greater than, the risks associated with investing directly in securities and other traditional investments.
- **Credit Risk:**
  The credit risk in derivative transaction is the risk that the counter party will default on its obligations and is generally low, as there is no exchange of principal amounts in a derivative transaction.
- **Market Risk:**
  Market movements may adversely affect the pricing and settlement of derivatives.
- **Illiquidity risk:**
  This is the risk that a derivative cannot be sold or purchased quickly enough at a fair price, due to lack of liquidity in the market.

(vii) Risk factors associated with Securities Lending

As with other modes of extensions of credit, there are risks inherent to securities lending, including the risk of failure of the other party, in this case the approved intermediary, to comply with the terms of the agreement entered into between the lender of securities i.e. the Scheme and the approved intermediary. Such failure can result in the possible loss of rights to the collateral put up by the borrower of the securities, the inability of the approved intermediary to return the securities deposited by the lender and the possible loss of any corporate benefits accruing to the lender from the securities deposited with the approved intermediary. The

scheme may not be able to sell lent out securities, which can lead to temporary illiquidity & loss of opportunity.

(viii) Risk factors associated with Short Selling

Short-selling is the sale of shares which are not owned by the seller at the time of trade. Instead, he borrows it from someone who already owns it. Later, the short seller buys back the stock he shorted and returns the stock to close out the loan. If the price of the stock corrects, Short seller can buy the stock back for less than he received for selling it and earn profit (the difference between higher short sale price and the lower purchase price). If the price of stock appreciates, short selling results in loss. Thus, Short positions carry the risk of losing money and these losses may grow theoretically unlimited if the price increases without limit and shall result into major losses in the portfolio.

(ix) Risk factors associated with InvITs:

- **Price Risk:**

  Securities/Instruments of InvITs are volatile and prone to price fluctuations on a daily basis owing to market movements. The extent of fall or rise in the prices is a fluctuation in general market conditions, factors and forces affecting capital market, Real Estate and Infrastructure sectors, level of interest rates, trading volumes, settlement periods and transfer procedures.

- **Interest Rate Risk:**

  Securities/Instruments of InvITs run interest rate risk. Generally, when interest rates rise, prices of units fall and when interest rates drop, such prices increase.

- **Credit Risk:**

  Credit risk means that the issuer of a InvIT security/ instrument may default on interest payment or even on paying back the principal amount on maturity. Securities/ Instruments of InvITs are likely to have volatile cash flows as the repayment dates would not necessarily be pre scheduled.

- **Liquidity Risk:**

  This refers to the ease with which securities/instruments of InvITs can be sold. There is no assurance that an active secondary market will develop or be maintained. Hence there would be time when trading in the units could be infrequent. The subsequent valuation of illiquid units may reflect a discount from the market price of comparable securities/instruments for which a liquid market exists. As these products are new to the market they are likely to be exposed to liquidity risk.

- **Reinvestment Risk:**

  Investments in securities/instruments of InvITs may carry reinvestment risk as there could be repatriation of funds by the Trusts in form of buyback of units or Dividend pay-outs, etc. Consequently, the proceeds may get invested in assets providing lower returns.

- **Legal and Regulatory Risk**

  The regulatory framework governing investments in securities/instruments of InvITs comprises a relatively new set of regulations and is therefore untested, interpretation and enforcement by regulators and courts involves uncertainties. Presently, it is difficult to forecast as to how any new laws, regulations or standards or future amendments will affect the issuers of InvITs and the sector as a whole. Furthermore, no assurance can be given that the regulatory system will not change in a way that will impair the ability of the Issuers to comply with the regulations, conduct the business, compete effectively or make distributions.

(x) General Risk factors

- Trading volumes, settlement periods and transfer procedures may restrict the liquidity of the investments made by the Scheme. Different segments of the Indian financial markets have different settlement periods and such periods may be extended significantly by unforeseen circumstances leading to delays in receipt of proceeds from sale of securities. The NAV of the Units of the Scheme can go up or down because of various factors that affect the capital markets in general.
- As the liquidity of the investments made by the Scheme could, at times, be restricted by trading volumes and settlement periods, the time taken by the Mutual Fund for redemption of Units may be significant in the event of an inordinately large number of redemption requests or restructuring of the Scheme. In view of the above, the Trustee has the right, in its sole discretion, to limit redemptions (including suspending redemptions) under certain circumstances, as described under **section Right to Restrict Redemption and / or Suspend Redemption of the units.**
- At times, due to the forces and factors affecting the capital market, the Scheme may not be able to invest in securities falling within its investment objective resulting in holding the monies collected by it in cash or cash equivalent or invest the same in other permissible securities / investments amounting to substantial reduction in the earning capability of the Scheme. The Scheme may retain certain investments in cash or cash equivalents for its day-to-day liquidity requirements.
- Investment strategy to be adopted by the Scheme may carry the risk of significant variance between the portfolio allocation of the Scheme and the Benchmark particularly over a short to medium term period.
- Performance of the Scheme may be affected by political, social, and economic developments, which may include changes in government policies, diplomatic conditions, and taxation policies.
- The Scheme at times may receive large number of redemption requests, leading to an asset-liability mismatch and therefore, requiring the investment manager to make a distress sale of the securities leading to realignment of the portfolio and consequently resulting in investment in lower yield instruments.

(xi) Risk factors associated for investments in Mutual Fund Schemes

1. Movements in the Net Asset Value (NAV) of these Schemes may impact the performance. Any change in the investment policies or fundamental attributes of these Schemes will affect the performance of the Scheme to the extent of investment in such schemes.
2. Redemptions by in these Schemes would be subject to applicable exit loads.

(xi) Risk factors associated with investing in Gold/ Silver ETFs:

To the extent the Scheme's assets are invested in Gold /Silver ETFs, the risks associated with the underlying Gold / Silver ETFs, will also be applicable. Some of them are explained below:

- **Regulatory Risk:** Any changes in trading regulations by the stock exchange(s) or SEBI may affect the ability of Authorised Participant of Gold/Silver ETFs to arbitrage resulting into wider premium/discount to NAV. Any changes in the regulations relating to import and export of gold or gold jewellery (including customs duty, sales tax and any such other statutory levies) may affect the ability of the underlying Gold/Silver ETFs to buy/sell gold against the purchase and redemption requests received.
- Units of Gold/Silver ETFs may be acquired from the stock exchanges where the price quoted may be at variance with the underlying NAV, resulting in higher acquisition costs.

- **Redemption Risk:** The units issued under the Scheme, when predominantly invested in Gold/Silver ETFs, will derive liquidity from the underlying Gold/Silver ETF having creation/redemption process in creation unit size of predefined quantity of physical gold/Silver (e.g. 1 kg). At times prevailing market conditions may affect the ability of the underlying Gold/Silver ETFs to sell gold against the redemption request received.
- Furthermore, the endeavor would always be to get cash on redemptions from the underlying Gold/Silver ETFs. However, in case the underlying Gold/Silver ETF is unable to sell for any reason, and delivers physical gold, there could be delay in payment of redemption proceeds pending such realization.
- Additionally, the Scheme will derive liquidity from trading units of underlying Gold/Silver ETFs on the exchange(s) in the secondary market which may be inherently restricted by trading volumes, settlement periods and transfer procedures. As there is no active secondary market for Gold/Silver ETFs, the processing of redemption requests at times may be delayed. In the event of an inordinately large number of redemption requests, or re-structuring of the Scheme's investment portfolio, the processing of redemption requests may be delayed.
- Gold/Silver ETFs would ordinarily repurchase Units in Creation Unit Size. Thus Unit holding less than Creation Unit Size can only be sold through the secondary market on the Exchange. Further, the price received upon the redemption of Units of Gold/Silver ETFs may be less than the value of the gold/silver represented by them.
- Tracking Error: The ETFs may not perfectly replicate gold/silver prices due to expenses, cash holdings or operational inefficiencies.
- **Market Trading Risks:** Although units of Gold/Silver ETFs are listed on recognised stock exchange(s), there can be no assurance that an active secondary market will be developed or be maintained.
- Trading in units of Gold/Silver ETFs on the Exchange may be halted because of market conditions or for reasons that in view of the Exchange Authorities or SEBI, trading in units of Gold/Silver ETFs is not advisable. In addition, trading in units of Gold/Silver ETFs is subject to trading halts caused by extraordinary market volatility and pursuant to the Exchange and SEBI 'circuit filter' rules. There can be no assurance that the requirements of the Exchange necessary to maintain the listing of units of Gold/Silver ETFs will continue to be met or will remain unchanged.
- Any changes in trading regulations by the Stock Exchange(s) or SEBI may affect the ability of market maker to arbitrage resulting into wider premium/discount to NAV.
- The units of Gold/Silver ETFs may trade above or below their NAV. The NAV of Gold/Silver ETFs will fluctuate with changes in the market value of that scheme's holdings. The trading prices of units of Gold/Silver ETFs will fluctuate in accordance with changes in their NAV as well as market supply and demand for the units of Gold/Silver ETF.
- Gold/Silver ETFs may provide for the creation and redemption of units in Creation Unit Size directly with the concerned Mutual Fund and therefore, it is expected that large discounts or premiums to the NAV of the units of Gold/Silver ETFs will not sustain due to arbitrage opportunity available.
- There is no assurance that gold/silver will maintain its long-term value in terms of purchasing power. In the event of price of gold/silver declining, the value of investment in Units of the Scheme is expected to decline proportionately.
- Governments, central banks and related institutions worldwide, own a significant portion of the aggregate world gold holdings. If one or more of these institutions decides to sell in amounts large enough to cause a decline in world gold prices, the price/value of units of the Scheme, to the extent invested in gold, will be adversely affected.

- Physical gold/silver held by underlying Gold/Silver ETFs may face risk of loss, theft or inadequate insurance. This can have an impact on the ability of the Scheme to access investment redemption in Units of ETFs.

Disclaimer of Index

NIFTY 500 Index: The Scheme(s) of HDFC Mutual Fund (the "Product(s)") are not sponsored, endorsed, sold or promoted by India Index Services & Products Limited ("IISL"). IISL does not make any representation or warranty, express or implied, to the owners of the Product(s) or any member of the public regarding the advisability of investing in securities generally or in the Product(s) particularly or the ability of the Nifty 500 Index to track general stock market performance in India. The relationship of IISL with HDFC Asset Management Company Limited ("the Issuer/Licensee") is only in respect of the licensing of the Indices and certain trademarks and trade names associated with such Indices which is determined, composed and calculated by IISL without regard to the Issuer /Licensee or the Product(s). IISL does not have any obligation to take the needs of the Issuer/Licensee or the owners of the Product(s) into consideration in determining, composing or calculating the Nifty 500 Index. IISL is not responsible for or has participated in the determination of the timing of, prices at, or quantities of the Product(s) to be issued or in the determination or calculation of the equation by which the Product(s) is to be converted into cash. IISL has no obligation or liability in connection with the administration, marketing or trading of the Product(s).

IISL is engaged in the business of developing, constructing, compiling, computing and maintaining various equity indices.

The relationship of IISL to HDFC AMC is only in respect of the rights granted to use certain trademarks and trade names of the Index in connection with the utilisation of the Index data relating to such Index. The Index is determined, composed and calculated by IISL without regard to HDFC AMC. IISL has no obligation to take the needs of HDFC AMC into consideration in determining, composing or calculating the Nifty 500 Index.

IISL do not guarantee the accuracy and/or the completeness of Nifty 500 Index or any data included therein and they shall have no liability for any errors, omissions, or interruptions therein. IISL make no warranty, express or implied, as to results to be obtained by HDFC AMC or any other person or entity from the use of Nifty 500 Index or any data included therein.

IISL make no express or implied warranties, and expressly disclaim all warranties of merchantability or fitness for a particular purpose or use with respect to the Index or any data included therein. Without limiting any of the foregoing, IISL expressly disclaim any and all liability for any damages or losses arising out of the use of Nifty 500 Index or any data included therein by any third party, including any and all direct, special, punitive, indirect, or consequential damages (including lost profits), even if notified of the possibility of such damages.

An investor, by subscribing or purchasing an interest in the Product(s), will be regarded as having acknowledged, understood and accepted the disclaimer referred to in Clauses above and will be bound by it.

For details on risk mitigation measures, please refer SID.

9. Plans/ Options

Plans: Regular & Direct

Regular and Direct Plans offer the following options:
(a) **Growth Option**
(b) **Income Distribution cum Capital Withdrawal (IDCW) Option**
Under this Option, it is proposed to declare income / capital Distribution (IDCW) subject to availability of distributable surplus, as computed in accordance with SEBI (MF) Regulations. Investors should note that distributions can be made out of Equalization Reserves (representing accumulated realized gains), which is part of sale price paid by them.

This Option offers following facilities:

- Payout of IDCW ("Payout") and
- Re-investment of IDCW ("Re-investment")

Default Option- Growth
Default Facility- Payout

For detailed disclosure on default plans and options, kindly refer SAI.

10. Applicable NAV (after the scheme opens for subscriptions and redemptions)

The below cut-off timings and applicability of NAV shall be applicable in respect of valid applications received at the Official Point(s) of Acceptance on a Business Day:

A] For Purchase (including switch-in) of any amount:

- In respect of valid applications received upto 3.00 p.m. and where the funds for the entire amount are available for utilization before the cut-off time i.e. credited to the bank account of the Scheme before the cut-off time - the closing NAV of the day shall be applicable.
- In respect of valid applications received after 3.00 p.m. and where the funds for the entire amount are credited to the bank account of the Scheme either at any time on the same day or before the cut-off time of the next Business Day i.e. available for utilization before the cut-off time of the next Business Day - the closing NAV of the next Business Day shall be applicable.
- Irrespective of the time of receipt of application, where the funds for the entire amount are credited to the bank account of the Scheme before the cut-off time on any subsequent Business Day i.e. available for utilization before the cut-off time on any subsequent Business Day - the closing NAV of such subsequent Business Day shall be applicable.

B] For Switch-ins of any amount:

For determining the applicable NAV, the following shall be ensured:

- Application for switch-in is received before the applicable cut-off time.
- Funds for the entire amount of subscription/purchase as per the switch-in request are credited to the bank account of the Scheme before the cut-off time.

- The funds are available for utilization before the cut-off time.
- In case of 'switch' transactions from one scheme to another, the allocation shall be in line with redemption payouts.

  In case of switches, the request should be received on a day which is a Business Day for the Switch-out scheme. Redemption for switch-out shall be processed at the applicable NAV as per cut-off timing. Switch-in will be processed at the Applicable NAV (on a Business Day) based on realization of funds as per the redemption pay-out cycle for the switch-out scheme.

For investments through systematic investment routes such as Systematic Investment Plans (SIP), Flex SIP, Systematic Transfer Plans (STP), Flex-STP, Swing STP, Transfer of Income Distribution cum Capital Withdrawal (IDCW) Plan facility (TIP), etc. the units will be allotted as per the closing NAV of the day on which the funds are available for utilization by the Target Scheme irrespective of the installment date of the SIP, STP or record date of IDCW etc.

While the AMC will endeavour to deposit the payment instruments accompanying investment application submitted to it with its bank expeditiously, it shall not be liable for delay in realization of funds on account of factors beyond its control such as clearing / settlement cycles of the banks.

Since different payment modes have different settlement cycles including electronic transactions (as per arrangements with Payment Aggregators / Banks / Exchanges etc), it may happen that the investor's account is debited, but the money is not credited within cut-off time on the same date to the Scheme's bank account, leading to a gap / delay in Unit allotment. Investors are therefore urged to use the most efficient electronic payment modes to avoid delays in realization of funds and consequently in Unit allotment.

C] For Redemption (including switch-out) applications

- In respect of valid applications received upto 3 p.m. on a Business Day by the Fund, same day's closing NAV shall be applicable.
- In respect of valid applications received after 3 p.m. on a Business Day by the Fund, the closing NAV of the next Business Day shall be applicable.

Transactions through online facilities / electronic modes:
The time of transaction done through various online facilities / electronic modes offered by the AMC, for the purpose of determining the applicability of NAV, would be the time when the request for purchase / sale / switch of units is received in the servers of AMC/RTA.

The AMC has the right to amend cut off timings subject to SEBI (MF) Regulations for the smooth and efficient functioning of the Scheme.

11. Minimum Application Amount / Number of Units

Purchase (including switch-in)	Additional Purchase (including switch-in)	Redemption (including switch-out)
Rs.100/- and any amount thereafter **Note:** Allotment of units will be done after deduction of	Rs.100/- and any amount thereafter **Note:** Allotment of units will be done after deduction of	Rs. 100 and in multiples of Re. 1/- thereafter. Note: There will be no minimum redemption criterion

applicable stamp duty and other charges, if any.	applicable stamp duty and other charges, if any.	for Unit based redemption.

12. Despatch of Redemption Request

Within 3 working days of the receipt of valid redemption request at the Official Points of Acceptance of HDFC Mutual Fund for this Scheme or within such timelines as may be prescribed by SEBI / AMFI from time to time in case of exceptional circumstances or otherwise.

13. Benchmark Index

Nifty 500 Index (TRI)

14. IDCW (Dividend) Policy

It is proposed to declare IDCW subject to availability of distributable surplus, as computed in accordance with SEBI (Mutual Funds) Regulations, 2026.

IDCW, if declared, will be paid (subject of deduction of tax at source, if any) to those Unitholders / Beneficial Owners whose names appear in the Register of Unit holders maintained by the Mutual Fund/ statement of beneficial ownership maintained by the Depositories, as applicable, under the IDCW option as on the Record Date. The IDCW payment shall be transferred to the Unitholders within 7 working days of the record date of such declaration of IDCW or such other timeline as may be specified by SEBI from time to time. In the event of failure to transfer IDCW within the stipulated period, the AMC shall be liable to pay interest @ 15% per annum to the Unitholders for the delay in payment as computed from the Record Date or from such other date or for such period as may be advised by SEBI from time to time. The Trustee/ AMC reserves the right to change the record date from time to time. However, it must be distinctly understood that the actual declaration of IDCW and the frequency thereof will inter alia, depend on the availability of distributable surplus as computed in accordance with SEBI (Mutual Funds) Regulations, 2026. The decision of the Trustee in this regard shall be final.

There is no assurance or guarantee to unit holders as to the rate of IDCW distribution nor that IDCW will be paid regularly. On payment of IDCW, the NAV will stand reduced by the amount of IDCW and IDCW tax (if applicable) paid.

15. Name of the Fund Manager and tenure of managing the Scheme (As on September 30, 2026)

Anand Laddha	2 years, 8 months
Gopal Agrawal	1 month
Bhagyesh Kagalkar	1 month

16. Name of the Trustee Company

HDFC Trustee Company Limited

17. Performance of the Scheme (as at September 30, 2026)

(Benchmarked to the Total Returns Index (TRI) Variant of the Index)

HDFC Value Fund - Regular Plan - Growth Option	Absolute returns for each financial year for last 5 years^

Period	Returns (%)^	Benchmark Returns (%)#
Last 1 Year	4.68	-2.03
Last 3 Years	14.04	9.50
Last 5 Years	12.20	9.04
Since Inception*	14.19	NA

^ Past performance may or may not be sustained in the future

Returns greater than one year are compounded annualized (CAGR).

** Inception Date: 01-02-1994*

 # NIFTY 500 Index (TRI)

Since inception returns are calculated on Rs. 10 (allotment price).

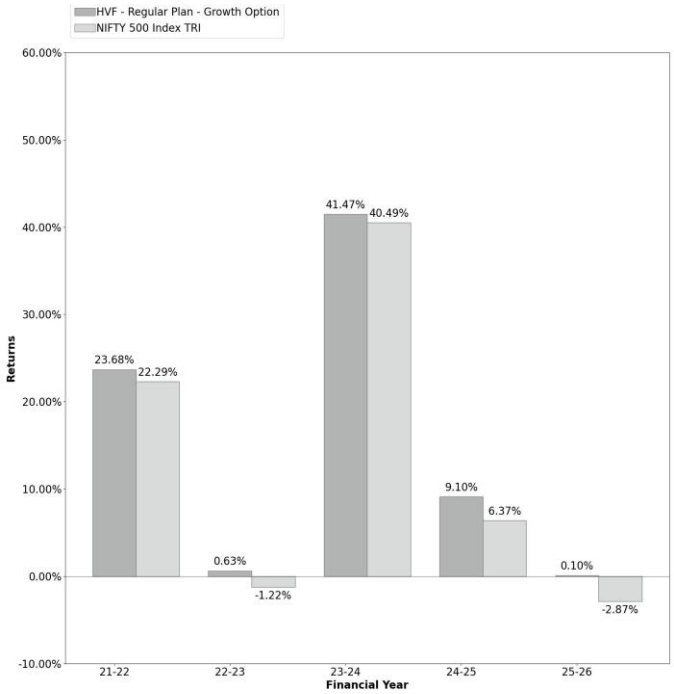

HDFC Value Fund - Direct Plan - Growth Option	Absolute returns for each financial year for last 5 years^

Period	Returns (%)^	Benchmark Returns (%)#
Last 1 Year	5.54	-2.03
Last 3 Years	14.99	9.50
Last 5 Years	13.18	9.04
Since Inception*	15.58	12.99

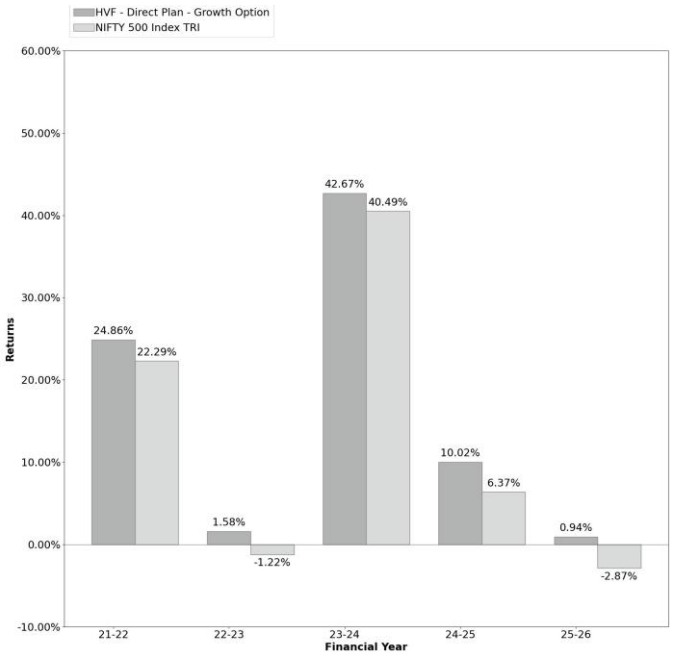

^ Past performance may or may not be sustained in the future

Returns greater than one year are compounded annualized (CAGR).

**Inception Date: 01-01-2013*

 # NIFTY 500 Index (TRI)

Since inception returns are calculated on Rs. 117.724 (allotment price)

For Riskometer of Scheme and Benchmark, kindly refer cover page.

18. Additional Scheme related Disclosures

- **Scheme's portfolio holdings -** https://www.hdfcfund.com/statutory-disclosure/portfolio/monthly-portfolio
- **Portfolio Turnover Ratio (September 30, 2026)**
  Without Derivatives - 21.38%
  With Derivatives - 21.38%
- **IDCW declaration track record for last 5 for the last five years or the last five IDCW distributions -** https://www.hdfcfund.com/nav-and-idcw
- **Addendums -** https://www.hdfcfund.com/statutory-disclosure/form-disclosures/addenda-notices

19. Expenses of the Scheme

1. Load Structure

Exit Load:

- In respect of each purchase / switch-in of Units, an Exit Load of 1.00% is payable if Units are redeemed/ switched-out within 1 year from the date of allotment.
- No Exit Load is payable if Units are redeemed / switched-out after 1 year from the date of allotment.

(i) No Exit Load shall be levied for switching between Plans / Options within the Scheme. However, exit load will be applicable if the units are switched-out / redeemed from the Scheme within the exit load period from the initial date of purchase.

(ii) No Exit load will be levied on Bonus Units and on units allotted on Re-investment of Income Distribution cum Capital Withdrawal.

(iii) No Exit load will be levied on Units allotted in the Target Scheme under the Transfer of Income Distribution cum Capital Withdrawal (IDCW) Plan Facility (TIP Facility).

(iv) GST on exit load, if any, shall be paid out of the exit load proceeds and exit load net of GST, if any, shall be credited to the Scheme

(v) **In case of Systematic Transactions such as Systematic Investment Plan (SIP), Flex Systematic Investment Plan (Flex SIP), Systematic Transfer Plan (STP), HDFC Flex Systematic Transfer Plan (Flex STP), HDFC Swing Systematic Transfer Plan (Swing STP), HDFC Flexindex Plan (Flexindex) etc., Exit Load, if any, prevailing on the date of registration / enrolment shall be levied**.

The Trustee reserves the right to change / modify the load structure from a prospective date.

2. **Recurring Expenses (% p.a. of daily Net Assets)**

Maximum Base Expense Ratio under Regulation 66 (7) (c):

On the first Rs.500 crores of the daily net assets - 2.10 % p.a.
On the next Rs.250 crores of the daily net assets - 1.90 % p.a.
On the next Rs.1,250 crores of the daily net assets - 1.60 % p.a.
On the next Rs.3,000 crores of the daily net assets - 1.50% p.a.
On the next Rs.5,000 crores of the daily net assets - 1.40% p.a.
On the next Rs.40,000 crores of the daily net assets - Expense ratio reduction of 0.05% for every increase of Rs.5,000 crores of daily net assets or part thereof.
On balance of the assets - 0.95% p.a.

Actual expenses (inclusive of GST on Management fees and additional TER) for the previous financial year ended March 31, 2026 (Audited):

- Regular Plan: 1.84% p.a.
- Direct Plan: 1.00% p.a.

Direct Plan under the Scheme shall have a lower expense ratio than Regular Plan, excluding distribution expenses, commission, etc., and no commission shall be paid from Direct Plan. All fees and expenses charged in a Direct Plan (in percentage terms) under various heads including the investment and advisory fee shall not exceed the fees and expenses charged under such heads in a Regular Plan.

For the actual current expenses being charged, the investor should refer to the website of the mutual fund. Click here for Total Expense Ratio (TER) - https://www.hdfcfund.com/statutory-disclosure/total-expense-ratio-of-mutual-fund-schemes/reports

Click here for factsheet – https://www.hdfcfund.com/investor-services/factsheets

The maximum limit of recurring expenses that can be charged to the Scheme would be as per Regulation 66 of the SEBI (MF) Regulation, 2026. Investors are requested to read "**Section- Annual Scheme Recurring Expenses**" in the **SID.**

20. Tax Treatment for the Investors (Unit Holders)

Investors are advised to refer to the details in the Statement of Additional Information and also independently refer to their tax advisor.

21. Daily Net Asset Value (NAV) Publication

The AMC shall update the NAVs By 11.00 p.m. on every Business day on the website(s) of AMC and AMFI.

22. For Investor Grievances, Please Contact

Investors may contact any of the Investor Service Centres (ISCs) of the AMC for any queries / clarifications at telephone number 1800 3010 6767/ 1800 419 7676 (toll free), e-mail: hello@hdfcfund.com.	**Registrar and Transfer Agent:** **Computer Age Management Services Ltd.,** Unit: HDFC Mutual Fund 5th Floor, Rayala Tower, 158, Anna Salai, Chennai - 600 002. Telephone No: 044-30212816 Fax No: 044-42032955 Email: enq_h@camsonline.com

23. Unit Holder's Information

Email ID for communication:

First / Sole Holders should register their own email address and mobile number in their folio for speed and ease of communication in a convenient and cost-effective manner, and to help prevent fraudulent transactions.

Account Statements:

1. The AMC shall send an allotment confirmation specifying the units allotted by way of email and/or SMS within 5 working days of receipt of valid application/transaction to the Unit holders registered e-mail address and/ or mobile number (whether units are held in demat mode or in account statement form).
2. A Consolidated Account Statement (CAS) detailing all the transactions across all mutual funds and holdings at the end of the month shall be sent to the Unit holders in whose folio(s) transaction(s) have taken place during the month on registered email address on or before 12th of the succeeding month and by 15th of the succeeding month for those who have opted for physical copy.
3. Half-yearly CAS shall be issued to all investors providing the prescribed details across all schemes of mutual funds and securities held in dematerialized form across demat accounts, if applicable, at the end of every six months (i.e. September/ March) on or before 18th day of succeeding month on registered email address and 21st day of succeeding month through physical copy for those who do not have registered email addresses.

For further details, refer SAI.

Periodic Disclosures:

Sr. no.	Name of the Disclosure	Frequency	Timelines	Disclosed on	Link
1.	Half Yearly Results (Unaudited)	Half yearly	within one month from the close of each half year i.e. on 31st March	AMC website AMFI website	https://www.hdfcfund.com/statutory-disclosure/scheme-financials https://www.amfiindia.com/otherdata/accounts

			and on 30th September.		
2.	Annual Report	Annually	not later than four months from the date of closure of the relevant account's year (i.e. 31st March each year).	AMC website AMFI website	https://www.hdfcfund.com/statutory-disclosure/annual-reports https://www.amfiindia.com/otherdata/accounts
3.	Daily Performance Disclosure (after scheme completes six months of existence)	Daily	-	AMFI website	https://www.amfiindia.com/otherdata/fund-performance
4.	Portfolio Disclosure	Monthly	within 10 days from the close of each month	AMC website AMFI website	https://www.hdfcfund.com/statutory-disclosure/portfolio https://www.amfiindia.com/online-center/portfolio-disclosure
5.	Monthly Average Asset under Management (Monthly AAUM) Disclosure	Monthly	within 7 working days from the end of the month.	AMC website	https://www.hdfcfund.com/statutory-disclosure/aum
6.	Scheme and Benchmark Riskometer	Monthly	within 10 days from the close of each month.	AMC website AMFI website	Monthly Portfolio - HDFC Mutual Fund (hdfcfund.com) https://www.amfiindia.com/online-center/risk-o-meter
7.	Scheme Summary Documents	Monthly	To be updated on a monthly basis or on changes in any of the specified fields, whichever is earlier.	AMC website AMFI website BSE website NSE website	https://www.hdfcfund.com/investor-services/fund-documents/scheme-summary https://www.amfiindia.com/otherdata/scheme-details https://www.bseindia.com/Static/Markets/MutualFunds/listOfAmc.aspx https://www.nseindia.com

8.	Investor Charter	-	As and when updated	AMC website	Investor Charter
9.	Portfolio Overlap	Monthly	To be updated on a monthly basis	AMC website	https://www.hdfcfund.com/statutory-disclosure

IMPORTANT

Before investing, investors should also ascertain about any further changes pertaining to scheme such as features, load structure, etc. made to the Scheme Information Document/ Key Information Memorandum by issue of addenda/ notice after the date of this Document from the AMC/ Mutual Fund/ Investor Service Centres (ISCs)/ Website/ Distributors or Brokers or Investment Advisers holding valid registrations.