KEY INFORMATION MEMORANDUM

HDFC Nifty Smallcap 250 Index Fund
An open ended scheme replicating/ tracking NIFTY Smallcap 250 Index (TRI)

This product is suitable for investors who are seeking*:	Scheme Riskometer#	Benchmark Riskometer#
– Returns that are commensurate (before fees and expenses) with the performance of the NIFTY Smallcap 250 Index (TRI), over long term, subject to tracking error. – Investment in securities covered by the NIFTY Smallcap 250 Index (TRI).	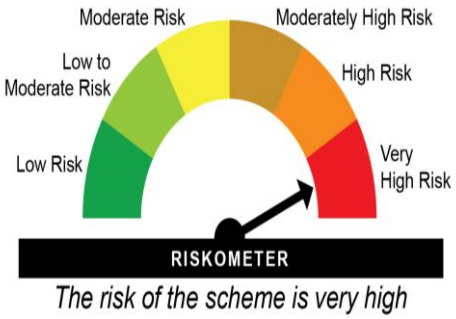The risk of the scheme is very high	**Nifty Smallcap 250 Index (TRI)** 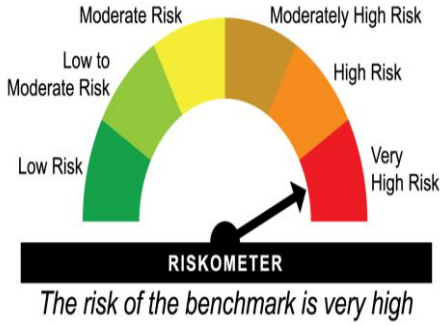The risk of the benchmark is very high
*Investors should consult their financial advisers, if in doubt about whether the product is suitable for them. #As on September 30, 2026. For latest riskometer, investors may refer to the Monthly Portfolios disclosed on the website of the Fund viz. www.hdfcfund.com		

Continuous Offer of Units at NAV based prices

Name of Mutual Fund (Fund): **HDFC Mutual Fund** Name of Asset Management Company (AMC): **HDFC Asset Management Company Limited** Name of Trustee Company: **HDFC Trustee Company Limited** Address of the entities:	
Asset Management Company (AMC): HDFC Asset Management Company Limited Registered Office: HDFC House, 2nd Floor, H.T. Parekh Marg, 165-166, Backbay Reclamation, Churchgate, Mumbai - 400 020. CIN No: L65991MH1999PLC123027	**Trustee Company:** HDFC Trustee Company Limited Registered Office: HDFC House, 2nd Floor, H.T. Parekh Marg, 165-166, Backbay Reclamation, Churchgate, Mumbai - 400 020. CIN No. U65991MH1999PLC123026
Website of the entities: www.hdfcfund.com	

This Key Information Memorandum (KIM) sets forth the information, which a prospective investor ought to know before investing. **For further details of the scheme/Mutual Fund, due diligence certificate by the AMC, Key Personnel, investors' rights & services, risk factors, penalties & pending litigations etc. investors should, before investment, refer to the Scheme Information Document ("SID") and Statement of Additional Information ("SAI") available free of cost at any of the Investor Service Centres or distributors or from the website** www.hdfcfund.com.

The Scheme particulars have been prepared in accordance with Securities and Exchange Board of India (Mutual Funds) Regulations 2026 ("SEBI (MF) Regulations"), as amended till date, and filed with Securities and Exchange Board of India (SEBI). The units being offered for public subscription have not been approved or disapproved by SEBI, nor has SEBI certified the accuracy or adequacy of this KIM.

This Key Information Memorandum is dated November 25, 2026.

1. Name of Scheme

HDFC Nifty Smallcap 250 Index Fund

2. Type of Scheme

An open ended scheme replicating/tracking Nifty Smallcap 250 Index (TRI)

3. Category of Scheme

Index Fund

4. SEBI Scheme Code

HDFC/O/O/EIN/22/10/0122

5. Investment Objective

To generate returns that are commensurate (before fees and expenses) with the performance of the NIFTY Smallcap 250 Index (TRI), subject to tracking error.

There is no assurance that the investment objective of the Scheme will be achieved.

6. Asset Allocation Pattern of the Scheme

Instruments	Indicative allocations (% of total assets)	
	Minimum	Maximum
Securities covered by Nifty Smallcap 250 Index (TRI)	95	100
Debt Securities & Money Market Instruments, Units of Debt Schemes of Mutual Funds[@]	0	5

[@]investments in other liquid instruments such as Cash, bank deposits with Scheduled Commercial Banks, Government Securities, T-Bills and Repo on Government Securities, units of Debt Schemes of Mutual Funds and any other instruments as specified by SEBI, for liquidity purposes.

As per clause 13.18.1 of Master Circular, the cumulative gross exposure through equity & equity related instruments, debt and derivative positions, repo transactions, other permitted securities/assets and such other securities/assets as may be permitted by SEBI from time to time shall not exceed 100% of the net assets of the Scheme.

As per SEBI letter to AMFI dated November 3, 2021, Cash or cash equivalents i.e. Government Securities, T-Bills and Repo on Government Securities with residual maturity of less than 91 calendar days may be treated as not creating any exposure.

Indicative Table (Actual instrument/percentages may vary subject to applicable SEBI circulars)

Sr. No	Type of Instrument	Percentage of exposure	Circular references
1.	Securities Lending	a) Upto 20% of the net assets b) Upto 5% of the net assets at single intermediary i.e. broker level	Clause 13.6 of Master Circular
2.	Derivatives (Equity)^	Upto 20% of the net assets	Clause 13.15 of the Master Circular
3.	Repo/ Reverse Repo / Tri- Party repos (TREPS) on Government Securities and Treasury Bills (G-Secs and T-Bills)	To meet liquidity requirements or pending deployment as per regulatory limits	As per SEBI (MF) Regulations
4.	Short Term deposits	As per regulatory limits	Clause 8 of Sixth Schedule of SEBI (MF) Regulations and Clause 13.7 of Master Circular
5.	Mutual Fund Units (as per asset allocation table above)	• Upto 5% of the net assets of the scheme • Upto 5% of the net assets of the Mutual Fund (i.e. across all the schemes of the Fund)	Clause 3 of Sixth Schedule of SEBI (MF) Regulations and Clause 13.14.1 of Master Circular

^Exposure to equity derivatives shall be taken in case of portfolio rebalancing or unavailability of the underlying securities.

In addition to the instruments stated in the asset allocation table, the Scheme may from time to time hold cash.

The Scheme will not make any investment in-

Sr. No	Types of Instruments
1.	Debt Derivatives
2.	ADR/GDR/Foreign Securities
3.	Securitized Debt
4.	Credit Default Swaps
5.	Short Selling
6.	Repo/ Reverse Repo in corporate debt securities
7.	Unlisted debt instrument
8.	Bespoke or complex debt products such as Securitized Debt, Structured obligations (SO rating) and/or credit enhanced debt (CE rating), Securities with special features such as Debt instruments having special features viz. subordination to equity (absorbs losses before equity capital) and/or convertible to equity upon trigger of a pre-specified event for loss absorption
9.	Inter scheme transactions i.e. transfers
10.	Unrated debt and money market instruments (except G-Secs, T-Bills and other money market instruments)
11.	Units of Infrastructure Investment Trusts (InvITs) unless received as corporate action or the instrument/security is added in the benchmark Index as a constituent.

Change in Asset Allocation Pattern/ Portfolio Rebalancing

Short Term Defensive Consideration

As an index linked scheme, the investment policy is primarily passive management. However, as the above-mentioned investment pattern is indicative and subject to the SEBI (MF) Regulations and Circulars issued thereunder, the same may vary from time to time. As per, clause 1.9.1.b of Master Circular the Fund Manager, may deviate from the above investment pattern for short term period on defensive considerations. The same will be rebalanced within 7 Business Days.

Portfolio Replication norms

As per clause 4.5.5 of Master Circular:

- any transactions undertaken in the scheme portfolio in order to meet the redemption and subscription obligations shall be done while ensuring that post such transactions replication of the portfolio with the index is maintained at all points of time.
- in case of change in constituents of the index due to periodic review, the portfolio of the Scheme shall be rebalanced within 7 calendar days or such other timeline as may be prescribed by SEBI from time to time.

Tracking Error:

The Scheme, in general, will hold all the securities that constitute the Underlying Index in the same proportion as the index. Expectation is that, over a period of time, the tracking error of the Scheme relative to the performance of the Underlying Index will be relatively low. The AMC would monitor the tracking error of the Scheme on an ongoing basis and would seek to minimize tracking error to the maximum extent possible.

Under normal market circumstances, such tracking error is not expected to exceed by [2.00%] p.a. (based on daily rolling returns for last 12 months). However, in case of unavoidable events like, Dividend issuance by constituent members, rights issuance by constituent members, and market volatility during rebalancing of the portfolio following the rebalancing of the underlying basket, etc. or in abnormal market circumstances, the tracking error may exceed the above mentioned limits and the same shall be brought to the notice of Trustees with corrective actions taken by the AMC, if any.

Tracking difference (TD) for equity oriented passive schemes:

Tracking difference shall be targeted to be 50 bps (over and above actual TER charged). In case the same is not maintained, it shall be brought to the notice of trustees along with corrective actions taken by the AMC, if any.

7. Investment Strategy

HDFC Nifty Smallcap 250 Index Fund will be managed passively with investments in stocks comprising the Underlying Index subject to tracking error. The investment strategy would revolve around reducing the tracking error to the least possible extent through regular rebalancing of the portfolio, taking into account the change in weights of stocks in the Index as well as the incremental collections/redemptions in the Scheme. A part of the funds may be invested in debt and money market instruments, to meet liquidity requirements.

Since the Scheme is index fund, it will only invest in securities constituting the Underlying Index. However, due to corporate action in companies comprising the index, the Scheme may be allocated/allotted securities which are not part of the index. Such holdings would be rebalanced within 7 Business Days from the date of allotment / listing of such securities.

As part of the Fund Management process, the Scheme may use derivative instruments such as index futures and options, or any other derivative instruments that are permissible or may be permissible in future under applicable regulations. However, trading in derivatives by the Scheme shall be for restricted purposes as permitted by the Regulations.

For detailed derivative strategies, please refer to SAI. For exposure limits to derivatives, refer section '**Where will the scheme invest' under Section II, Part II, Clause A in the SID.**

Subject to the Regulations and the applicable guidelines, the Scheme may engage in Stock Lending activities. The Scheme may also invest in the debt schemes of Mutual Funds in terms of the prevailing SEBI (MF) Regulations.

Though every endeavour will be made to achieve the objective of the Scheme, the AMC/Sponsor/Trustee do not guarantee that the investment objective of the Scheme will be achieved. No guaranteed returns are being offered under the Scheme.

8. Risk Profile of the Scheme

Mutual Fund Units involve investment risks including the possible loss of principal. Please read the details on risk factors carefully before investment. Scheme specific Risk Factors are summarized below:

- **Scheme Specific Risk Factors**
  The Scheme is subject to the specific risks that may adversely affect the Scheme's NAV, return and / or ability to meet its investment objective.

  The specific risk factors related to the Scheme include, but are not limited to the following:

(i) Risks associated with Passive Investments:

- As the Scheme proposes to invest not less than 95% of the net assets in the securities of the Underlying Index in the same proportion, the Scheme will not be actively managed. Performance of the Underlying Index will have a direct bearing on the performance of the Scheme. The Scheme may be affected by a general decline in the Indian markets relating to its Underlying Index. The Scheme invests in the securities included in its Underlying Index regardless of their investment merit. The AMC does not attempt to individually select stocks or to take defensive positions in declining markets.

  Further, it is pertinent to note that there is no element of research recommendations involved before the execution of trades in the Scheme. The decision of the Fund Manager to execute trades including rebalancing required will be purely driven by the inflows and outflows in the Scheme and composition of the Underlying Index.

(ii) Tracking Error / Tracking Difference Risk:

The Fund Manager would not be able to invest the entire corpus exactly in the same proportion as in the Underlying Index due to certain factors such as the fees and expenses of the Scheme, corporate actions, cash balance, changes to the Underlying Index and regulatory

policies which may affect AMC's ability to achieve close correlation with the Underlying Index of the Scheme. The Scheme's returns may therefore deviate from those of its Underlying Index.

"Tracking Error" is defined as the standard deviation of the difference in daily returns between the Scheme and the Underlying Index annualized over 1 year period. Tracking difference is the difference of returns between the Scheme and the index annualized over 1 year, 3 year, 5 year, 10 year and since the scheme inception period. Tracking Error / Tracking Difference may arise including but not limited to the following reasons: -

a. Expenditure incurred by the Scheme.
b. The holding of a cash position and accrued income prior to distribution of income and payment of accrued expenses. The Scheme may not be invested at all times as it may keep a portion of the funds in cash to meet redemptions or for corporate actions.
c. Securities trading may halt temporarily due to circuit filters.
d. Corporate actions such as debenture or warrant conversion, rights, merger, change in constituents etc.
e. Rounding off of quantity of shares in Underlying Index.
f. Dividend received from underlying securities.
g. Disinvestments by Scheme to meet redemptions, recurring expenses, etc.
h. Execution of large buy / sell orders
i. Transaction cost (including taxes and insurance premium), recurring expenses and other expenses, such as but not limited to brokerage, custody, trustee and investment management fees
j. Realisation of Unit holders' funds
k. The Scheme may not be able to acquire or sell the desired number of securities due to conditions prevailing in the securities market, such as, but not restricted to: circuit filters in the securities, liquidity and volatility in security prices.
l. The Index reflects the prices of securities at a point in time, which is the price at close of business day on BSE / National Stock Exchange of India Limited (NSE). The Scheme, however, may at times trade these securities at different points in time during the trading session and therefore the prices at which the Plan trade may not be identical to the closing price of each scrip on that day on the BSE / NSE. In addition, the Scheme may opt to trade the same securities on different exchanges due to price or liquidity factors, which may also result in traded prices being at variance, from BSE / NSE closing prices.
m. In case of investments in derivatives like index futures, the risk reward would be the same as investments in portfolio of shares representing an index. However, there may be a cost attached to buying an index future. Further, there could be an element of settlement risk, which could be different from the risk in settling physical shares and there is a risk attached to the liquidity and the depth of the index futures market as it is relatively new market.

It will be the endeavour of the fund manager to keep the tracking error as low as possible. Under normal circumstances, such tracking error is not expected to exceed 2% per annum for daily 12 month rolling return. However, in case of corporate action events like, dividend received from underlying securities, rights issue from underlying securities or market events like circuit filters in the securities and market volatility during rebalancing of the portfolio following the rebalancing of the Underlying Index, etc. or in abnormal market circumstances, the tracking error may exceed the above limits. There can be no assurance or guarantee that the Scheme will achieve any particular level of tracking error relative to performance of the Index.

(iii) Stock Liquidity in the event of Circuit Filter

Liquidity of stocks which are available only in cash segment and not in F&O segment gets adversely impacted in the event of a circuit filter imposed by any of the stock exchanges. Further, this may result in gain/loss to existing unit holders when finally the purchase / sale of that stock is executed. This would also create tracking error while comparing returns with benchmark.

Transaction type	**Upper circuit**	**Lower circuit**
Subscription	The Scheme shall buy stocks as per basket wherever no circuit, In case of Circuit on any stock(s) in the basket, the Scheme shall: 1. Hold cash for stock(s) on circuit at the latest available price on the stock exchange when the circuit was triggered. 2. Buy the stock(s) immediately when circuit is open. This may impact performance and result in tracking error.	NA
Redemption	NA	The Scheme shall sell stocks as per basket if no circuit. In case of circuit on Stock(s) in the basket, the Scheme shall: 1. Pay from cash or cash equivalent or create cash to pay for stocks on circuit at the latest available price on the stock exchange when the circuit was triggered by selling other stocks which may impact performance and result in tracking error; 2. Sell stock immediately when circuit is open and re-balance portfolio which may impact performance and result in tracking error.

(iv) Risk factors associated with investing in equities and equity related instruments

- **Price Risk:** Equity shares and equity related instruments are volatile and prone to price fluctuations on a daily basis owing to market movements. The extent of fall or rise in the prices

is a fluctuation in general market conditions, factors and forces affecting capital market, Real Estate and Infrastructure sectors, level of interest rates, trading volumes, settlement periods and transfer procedures. Investments in equity shares and equity related instruments involve a degree of risk and investors should not invest in the Scheme unless they can afford to take the risks.

- **Interest Rate Risk:** Securities/Instruments of REITs run interest rate risk. Generally, when interest rates rise, prices of units fall and when interest rates drop, such prices increase.

- **Credit Risk:** Credit risk means that the issuer of a REITs security/instrument may default on interest payment or even on paying back the principal amount on maturity. Securities/Instruments of REITs are likely to have volatile cash flows as the repayment dates would not necessarily be pre scheduled.

- **Liquidity Risk:** Securities/instruments, which are not quoted on the stock exchanges, are inherently illiquid in nature and carry a larger amount of liquidity risk, in comparison to securities that are listed on the exchanges. Investment in such securities may lead to increase in the scheme portfolio risk. While securities that are listed on the stock exchange carry lower liquidity risk, the ability to sell these investments is limited by the overall trading volume on the stock exchanges and may lead to the Scheme incurring losses till the security is finally sold.

- **Reinvestment Risk:** Investments in securities/instruments of REITs may carry reinvestment risk as there could be repatriation of funds by the Trusts in form of buyback of units or Dividend pay-outs, etc. Consequently, the proceeds may get invested in assets providing lower returns.

- **Legal and Regulatory Risk:** The regulatory framework governing investments in securities/instruments of REITs comprises a relatively new set of regulations and is therefore untested, interpretation and enforcement by regulators and courts involves uncertainties. Presently, it is difficult to forecast as to how any new laws, regulations or standards or future amendments will affect the issuers of REITs and the sector as a whole. Furthermore, no assurance can be given that the regulatory system will not change in a way that will impair the ability of the Issuers to comply with the regulations, conduct the business, compete effectively or make distributions.

- Scheme's performance may differ from the benchmark index to the extent of the investments held in the debt segment, as per the investment pattern indicated under normal circumstances.

(v) Risk factors associated with investing in Fixed Income Securities

The Scheme will invest not less than 95% of its corpus in the securities representing the Underlying Index as this Scheme endeavours to earn returns that correspond to the total returns represented by the Underlying Index. The Scheme will have insignificant cash or debt/money market investments. Therefore, the Scheme is not significantly susceptible to risks associated with debt/money markets.

- The Net Asset Value (NAV) of the Scheme, to the extent invested in Debt and Money Market instruments, will be affected by changes in the general level of interest rates. The NAV of the

Scheme is expected to increase from a fall in interest rates while it would be adversely affected by an increase in the level of interest rates.

- Money market instruments, while fairly liquid, lack a well developed secondary market, which may restrict the selling ability of the Scheme and may lead to the Scheme incurring losses till the security is finally sold.

- Investments in money market instruments involve credit risk commensurate with short term rating of the issuers.

- Investment in Debt instruments are subject to varying degree of credit risk or default (i.e. the risk of an issuer's inability to meet interest or principal payments on its obligations) or any other issues, which may have their credit ratings downgraded. Changes in financial conditions of an issuer, changes in economic and political conditions in general, or changes in economic or and political conditions specific to an issuer, all of which are factors that may have an adverse impact on an issuer's credit quality and security values. The Investment Manager will endeavour to manage credit risk through in-house credit analysis. This may increase the risk of the portfolio.

- **Prepayment Risk:** Certain fixed income securities give an issuer the right to call back its securities before their maturity date, in periods of declining interest rates. The possibility of such prepayment may force the Scheme to reinvest the proceeds of such investments in securities offering lower yields, resulting in lower interest income for the Scheme.

- **Reinvestment Risk:** This risk refers to the interest rate levels at which cash flows received from the securities in the Scheme are reinvested. The additional income from reinvestment is the "interest on interest" component. The risk is that the rate at which interim cash flows can be reinvested may be lower than that originally assumed.

- **Settlement risk:** Different segments of Indian financial markets have different settlement periods and such periods may be extended significantly by unforeseen circumstances. Delays or other problems in settlement of transactions could result in temporary periods when the assets of the Scheme are uninvested, and no return is earned thereon. The inability of the Scheme to make intended securities purchases, due to settlement problems, could cause the Scheme to miss certain investment opportunities. Similarly, the inability to sell securities held in the Scheme's portfolio, due to the absence of a well developed and liquid secondary market for debt securities, may result at times in potential losses to the Scheme in the event of a subsequent decline in the value of securities held in the Scheme's portfolio.

- Government securities where a fixed return is offered run price-risk like any other fixed income security. Generally, when interest rates rise, prices of fixed income securities fall and when interest rates drop, the prices increase. The extent of fall or rise in the prices is a function of the existing coupon, days to maturity and the increase or decrease in the level of interest rates. The new level of interest rate is determined by the rates at which government raises new money and/or the price levels at which the market is already dealing in existing securities. The price-risk is not unique to Government Securities. It exists for all fixed income securities. However, Government Securities are unique in the sense that their credit risk generally remains zero. Therefore, their prices are influenced only by movement in interest rates in the financial system.

(vi) Risk factors associated with investment in Tri-Party Repo

The Mutual Fund is a member of securities segment and Triparty Repo trade settlement of the Clearing Corporation of India (CCIL). All transactions of the mutual fund in government securities and in Tri-party Repo trades are settled centrally through the infrastructure and settlement systems provided by CCIL; thus, reducing the settlement and counterparty risks considerably for transactions in the said segments. The members are required to contribute an amount as communicated by CCIL from time to time to the default fund maintained by CCIL as a part of the default waterfall (a loss mitigating measure of CCIL in case of default by any member in settling transactions routed through CCIL).

As per the waterfall mechanism, after the defaulter's margins and the defaulter's contribution to the default fund have been appropriated, CCIL's contribution is used to meet the losses. Post utilization of CCIL's contribution if there is a residual loss, it is appropriated from the default fund contributions of the non-defaulting members. Thus, the Scheme is subject to risk of the initial margin and default fund contribution being invoked in the event of failure of any settlement obligations. In addition, the fund contribution is allowed to be used to meet the residual loss in case of default by the other clearing member (the defaulting member).

CCIL shall maintain two separate Default Funds in respect of its Securities Segment, one with a view to meet losses arising out of any default by its members from outright and repo trades and the other for meeting losses arising out of any default by its members from Triparty Repo trades. The mutual fund is exposed to the extent of its contribution to the default fund of CCIL, in the event that the contribution of the mutual fund is called upon to absorb settlement/ default losses of another member by CCIL, as a result the Scheme may lose an amount equivalent to its contribution to the default fund.

(vii) General Risk Factors

- Trading volumes, settlement periods and transfer procedures may restrict the liquidity of the investments made by the Scheme. Different segments of the Indian financial markets have different settlement periods and such periods may be extended significantly by unforeseen circumstances leading to delays in receipt of proceeds from sale of securities. The NAV of the Units of the Scheme can go up or down because of various factors that affect the capital markets in general.

- As the liquidity of the investments made by the Scheme could, at times, be restricted by trading volumes and settlement periods, the time taken by the Mutual Fund for redemption of Units may be significant in the event of an inordinately large number of redemption requests or restructuring of the Scheme. In view of the above, the Trustee has the right, in its sole discretion, to limit redemptions (including suspending redemptions) under certain circumstances, as described under **'Right to Restrict Redemptions'** in Section **'Restrictions, if any, on the right to freely retain or dispose of units being offered'** in the **SID**.

- At times, due to the forces and factors affecting the capital market, the Scheme may not be able to invest in securities falling within its investment objective resulting in holding the monies collected by it in cash or cash equivalent or invest the same in other permissible securities / investments amounting to substantial reduction in the earning capability of the Scheme. The

Scheme may retain certain investments in cash or cash equivalents for its day-to-day liquidity requirements.

- Performance of the Scheme may be affected by political, social, and economic developments, which may include changes in government policies, diplomatic conditions, and taxation policies.

- The Scheme at times may receive large number of redemption requests, leading to an asset-liability mismatch and therefore, requiring the investment manager to make a distress sale of the securities leading to realignment of the portfolio and consequently resulting in investment in lower yield instruments.

(viii) Risk factors associated with investing in Derivatives

- The AMC, on behalf of the Scheme may use various derivative products, from time to time, in an attempt to protect the value of the portfolio and enhance Unit holders' interest. Derivative products are specialized instruments that require investment techniques and risk analysis different from those associated with stocks and bonds. The use of a derivative requires an understanding not only of the underlying instrument but of the derivative itself. Other risks include, the risk of mispricing or improper valuation and the inability of derivatives to correlate perfectly with underlying assets, rates and indices.
- Derivative products are leveraged instruments and can provide disproportionate gains as well as disproportionate losses to the investor. Execution of such strategies depends upon the ability of the fund manager to identify such opportunities. Identification and execution of the strategies to be pursued by the fund manager involve uncertainty and decision of fund manager may not always be profitable. No assurance can be given that the fund manager will be able to identify or execute such strategies.
- The risks associated with the use of derivatives are different from or possibly greater than, the risks associated with investing directly in securities and other traditional investments.
- **Credit Risk**: The credit risk in derivative transaction is the risk that the counter party will default on its obligations and is generally low, as there is no exchange of principal amounts in a derivative transaction.
- **Market Risk:** Market movements may adversely affect the pricing and settlement of derivatives.
- **Illiquidity risk:** This is the risk that a derivative cannot be sold or purchased quickly enough at a fair price, due to lack of liquidity in the market.

(ix) Risks associated with Securities Lending

As with other modes of extensions of credit, there are risks inherent to securities lending, including the risk of failure of the other party, in this case the approved intermediary, to comply with the terms of the agreement entered into between the lender of securities i.e. the Scheme and the approved intermediary. Such failure can result in the possible loss of rights to the collateral put up by the borrower of the securities, the inability of the approved intermediary to return the securities deposited by the lender and the possible loss of any corporate benefits accruing to the lender from the securities deposited with the approved intermediary. The scheme may not be able to sell lent out securities, which can lead to temporary illiquidity & loss of opportunity.

(x) Risk factors associated for investments in Mutual Fund Schemes

The Scheme may invest in units of Liquid and Overnight Schemes for liquidity purposes only.

1. Movements in the Net Asset Value (NAV) of these Schemes may impact the performance. Any change in the investment policies or fundamental attributes of these Schemes will affect the performance of the Scheme to the extent of investment in such schemes.
2. Redemptions by in these Schemes would be subject to applicable exit loads.

(xi) Disclaimer of indices

Nifty Smallcap 250 Index (TRI): The Scheme of HDFC Mutual Fund (the "Product") is not sponsored, endorsed, sold or promoted by NSE INDICES LTD. NSE INDICES LTD does not make any representation or warranty, express or implied, to the owners of the Product or any member of the public regarding the advisability of investing in securities generally or in the Product particularly or the ability of the Nifty Smallcap 250 Index (TRI) to track general stock market performance in India. The relationship of NSE INDICES LTD to the Licensee is only in respect of the licensing of certain trademarks and trade names of its Index which is determined, composed and calculated by NSE INDICES LTD without regard to the Licensee or the Product. NSE INDICES LTD does not have any obligation to take the needs of the Licensee or the owners of the Product into consideration in determining, composing or calculating Nifty Smallcap 250 Index (TRI). NSE INDICES LTD is not responsible for or has participated in the determination of the timing of, prices at, or quantities of the Product to be issued or in the determination or calculation of the equation by which the Product is to be converted into cash. NSE INDICES LTD has no obligation or liability in connection with the administration, marketing or trading of the Product.

NSE INDICES LTD does not guarantee the accuracy and/or the completeness of the Nifty Smallcap 250 Index (TRI), or any data included therein and they shall have no liability for any errors, omissions, or interruptions therein. NSE INDICES LTD does not make any warranty, express or implied, as to results to be obtained by the Licensee owners of the product, or any other person or entity from the use of the Nifty Smallcap 250 Index (TRI) or any data included therein. NSE INDICES LTD makes no express or implied warranties, and expressly disclaim all warranties of merchantability or fitness for a particular purpose or use with respect to the Index or any data included therein. Without limiting any of the foregoing, NSE INDICES LTD expressly disclaim any and all liability for any damages or losses arising out of or related to the Product, including any and all direct, special, punitive, indirect, or consequential damages (including lost profits), even if notified of the possibility of such damages.

An investor, by subscribing or purchasing an interest in the Product, will be regarded as having acknowledged, understood and accepted the disclaimer referred to in Clauses above and will be bound by it.

For details on risk mitigation measures, please refer SID.

9. Plans/ Options

Plans: Regular & Direct

Each Plan offers Growth Option Only.

The Plans under the Scheme will have common portfolio.
The AMC reserves the right to introduce further Options as and when deemed fit.

Regular Plan is for investors who wish to route their investment through any distributor. Direct Plan is for investors who wish to invest directly without routing the investment through any distributor.

Growth Option
All Income earned and realized profit in respect of a unit issued under that will continue to remain invested until repurchase and shall be deemed to have remained invested in the option itself which will be reflected in the NAV.

Default Plan/Option
Each Plan offers Growth Option only.

For detailed disclosure on default plans and options, kindly refer SAI.

10. Applicable NAV (after the scheme opens for subscriptions and redemptions)

The below cut-off timings and applicability of NAV shall be applicable in respect of valid applications received at the Official Point(s) of Acceptance on a Business Day:

A] For Purchase (including switch-in) of any amount:

- In respect of valid applications received upto 3.00 p.m. and where the funds for the entire amount are available for utilization before the cut-off time i.e. credited to the bank account of the Scheme before the cut-off time - the closing NAV of the day shall be applicable.
- In respect of valid applications received after 3.00 p.m. and where the funds for the entire amount are credited to the bank account of the Scheme either at any time on the same day or before the cut-off time of the next Business Day i.e. available for utilization before the cut-off time of the next Business Day - the closing NAV of the next Business Day shall be applicable.
- Irrespective of the time of receipt of application, where the funds for the entire amount are credited to the bank account of the Scheme before the cut-off time on any subsequent Business Day i.e. available for utilization before the cut-off time on any subsequent Business Day
  - the closing NAV of such subsequent Business Day shall be applicable.

B] For Switch-ins of any amount:

For determining the applicable NAV, the following shall be ensured:

- Application for switch-in is received before the applicable cut-off time.
- Funds for the entire amount of subscription/purchase as per the switch-in request are credited to the bank account of the Scheme before the cut-off time.
- The funds are available for utilization before the cut-off time.
- In case of 'switch' transactions from one scheme to another, the allocation shall be in line with redemption payouts.

In case of switches, the request should be received on a day which is a Business Day for the Switch-out scheme. Redemption for switch-out shall be processed at the applicable NAV as per cut-off timing. Switch-in will be processed at the Applicable NAV (on a Business Day) based on realization of funds as per the redemption pay-out cycle for the switch-out scheme.

For investments through systematic investment routes such as Systematic Investment Plans (SIP), Flex SIP, Systematic Transfer Plans (STP), Flex-STP, Swing STP, Transfer of Income Distribution cum Capital Withdrawal (IDCW) Plan facility (TIP), etc. the units will be allotted as per the closing NAV of the day on which the funds are available for utilization within applicable cut-off time by the Target Scheme irrespective of the installment date of the SIP, STP or record date of IDCW etc.

While the AMC will endeavour to deposit the payment instruments accompanying investment application submitted to it with its bank expeditiously, it shall not be liable for delay in realization of funds on account of factors beyond its control such as clearing / settlement cycles of the banks.

Since different payment modes have different settlement cycles including electronic transactions (as per arrangements with Payment Aggregators / Banks / Exchanges etc), it may happen that the investor's account is debited, but the money is not credited within cut-off time on the same date to the Scheme's bank account, leading to a gap / delay in Unit allotment. Investors are therefore urged to use the most efficient electronic payment modes to avoid delays in realization of funds and consequently in Unit allotment.

C] For Redemption (including switch-out) applications

- In respect of valid applications received upto 3 p.m. on a Business Day by the Fund, same day's closing NAV shall be applicable.
- In respect of valid applications received after 3 p.m. on a Business Day by the Fund, the closing NAV of the next Business Day shall be applicable.

Transactions through online facilities / electronic modes:

The time of transaction done through various online facilities / electronic modes offered by the AMC, for the purpose of determining the applicability of NAV, would be the time when the request for purchase / sale / switch of units is received in the servers of AMC/RTA.

The AMC has the right to amend cut off timings subject to SEBI (MF) Regulations for the smooth and efficient functioning of the Scheme.

11. Minimum Application Amount / Number of Units

Purchase (including switch-in)	Additional Purchase (including switch-in)	Redemption (including switch-out)
Rs.100/- and any amount thereafter. **Note:** Allotment of units will be done after deduction of applicable stamp duty and other charges, if any.	Rs.100/- and any amount thereafter. **Note:** Allotment of units will be done after deduction of applicable stamp duty and other charges, if any.	Rs. 100 and in multiples of Re. 1/- thereafter. Note: There will be no minimum redemption criterion for Unit based redemption.

12. Despatch of Redemption Request

Within 3 working days of the receipt of valid redemption request at the Official Points of Acceptance of HDFC Mutual Fund for this Scheme or within such timelines as may be prescribed by SEBI / AMFI from time to time in case of exceptional circumstances or otherwise.

13. Benchmark Index

Nifty Smallcap 250 Index (TRI)

14. IDCW (Dividend) Policy

Not Applicable as Scheme currently does not offer IDCW Option.

15. Name of the Fund Manager and tenure of managing the Scheme (As on September 30, 2026)

Nandita Menezes	1 year, 6 months
Arun Agarwal	3 years, 5 months

16. Name of the Trustee Company

HDFC Trustee Company Limited

17. Performance of the Scheme (as at September 30, 2026)

(Benchmarked to the Total Returns Index (TRI) Variant of the Index)

HDFC Nifty Smallcap 250 Index Fund - Regular Plan - Growth Option

Period	Returns (%)^	Benchmark Returns (%)#
Last 1 Year	6.15	7.23
Last 3 Years	12.65	13.96
Since Inception*	20.53	22.14

^ Past performance may or may not be sustained in the future

Returns greater than one year are compounded annualized (CAGR).

** Inception Date: 21/04/2023 # Nifty Smallcap 250 Index (TRI)*

Since inception returns are calculated on Rs. 10 (allotment price).

Absolute returns for each financial year for last 2 years^

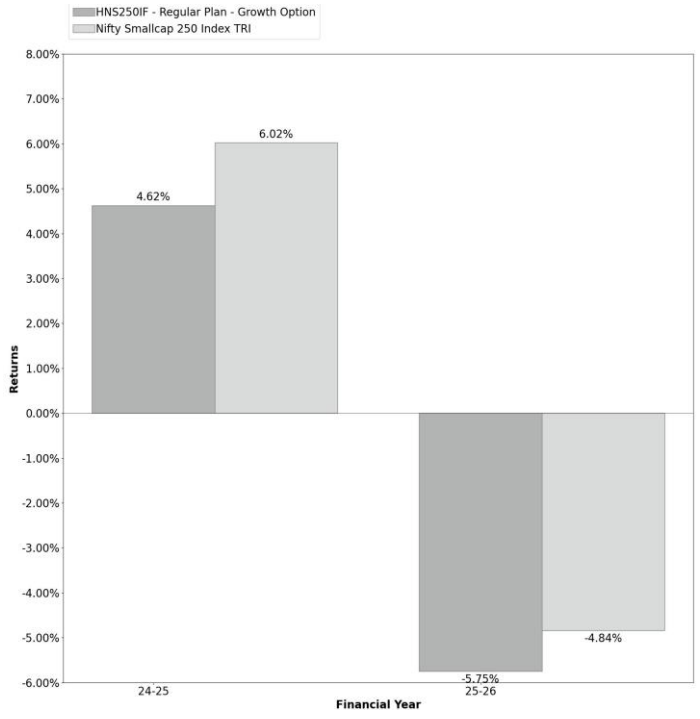

HDFC Nifty Smallcap 250 Index Fund - Direct Plan - Growth Option	Absolute returns for each financial year for last 2 years^

Period	Returns (%)^	Benchmark Returns (%)#
Last 1 Year	6.64	7.23
Last 3 Years	13.24	13.96
Since Inception*	21.19	22.14

^ Past performance may or may not be sustained in the future

Returns greater than one year are compounded annualized (CAGR).

**Inception Date: 21/04/2023*

 # Nifty Smallcap 250 Index (TRI)

Since inception returns are calculated on Rs. 10 (allotment price)

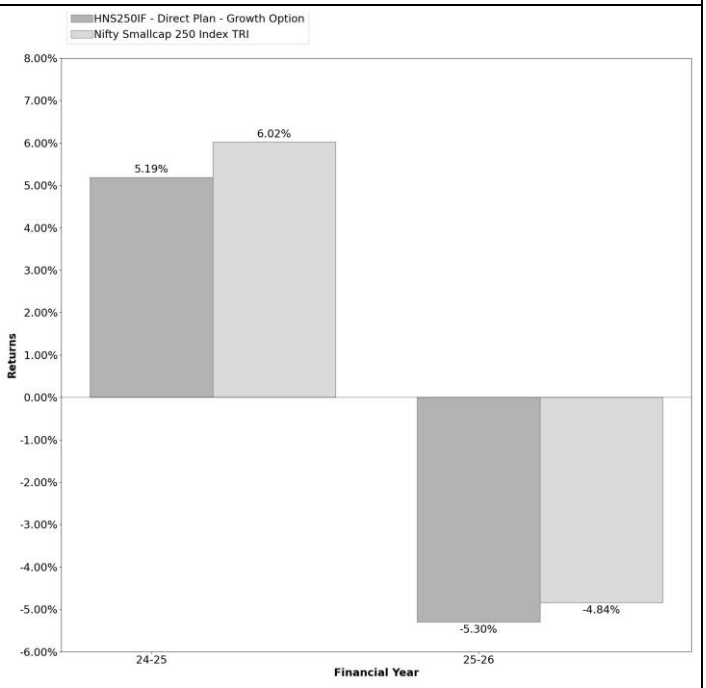

For Riskometer of Scheme and Benchmark, kindly refer cover page.

18. Additional Scheme related Disclosures

- **Scheme's portfolio holdings -** https://www.hdfcfund.com/statutory-disclosure/portfolio/monthly-portfolio
- **Exposure to Top 7 issuers, stocks, groups and sectors –**
  - Fund Factsheets – NAV & Portfolio Details | HDFC Mutual Fund
  - https://www.hdfcfund.com/statutory-disclosure/portfolio
  - https://www.hdfcfund.com/statutory-disclosure/disclosure-of-issuerwise-groupwise-sectorwise-exposure-for-etf-index-funds
- **Portfolio Turnover Ratio (September 30, 2026)**
  Without Derivatives - 39.90%
  With Derivatives - 39.90%
- **Addendums -** https://www.hdfcfund.com/statutory-disclosure/form-disclosures/addenda-notices

19. Expenses of the Scheme

1. Load Structure

Exit Load: Nil

The Trustee reserves the right to change / modify the load structure from a prospective date.

2. **Recurring Expenses (% p.a. of daily Net Assets)**
Maximum Base Expense Ratio under Regulation 66:
The AMC has estimated that upto 0.90% of the daily net assets of the scheme will be charged to the scheme as expenses.

Actual expenses (inclusive of GST on Management fees and additional TER) for the previous financial year ended March 31, 2026 (Audited):

- Regular Plan: 0.77% p.a.
- Direct Plan: 0.30% p.a.

Direct Plan under the Scheme shall have a lower expense ratio than Regular Plan, excluding distribution expenses, commission, etc., and no commission shall be paid from Direct Plan. All fees and expenses charged in a Direct Plan (in percentage terms) under various heads including the investment and advisory fee shall not exceed the fees and expenses charged under such heads in a Regular Plan.

For the actual current expenses being charged, the investor should refer to the website of the mutual fund. Click here for Total Expense Ratio (TER) - https://www.hdfcfund.com/statutory-disclosure/total-expense-ratio-of-mutual-fund-schemes/reports

Click here for factsheet – https://www.hdfcfund.com/investor-services/factsheets

The maximum limit of recurring expenses that can be charged to the Scheme would be as per Regulation 66 of the SEBI (MF) Regulation, 2026. Investors are requested to read "**Section-Annual Scheme Recurring Expenses**" in the **SID.**

20. Tax Treatment for the Investors (Unit Holders)

Investors are advised to refer to the details in the Statement of Additional Information and also independently refer to their tax advisor.

21. Daily Net Asset Value (NAV) Publication

The AMC shall update the NAVs by 11.00 p.m. on every Business day on the website(s) of AMC and AMFI.

22. For Investor Grievances, Please Contact

Investors may contact any of the Investor Service Centres (ISCs) of the AMC for any queries / clarifications at telephone number 1800 3010 6767/ 1800 419 7676 (toll free), e-mail: hello@hdfcfund.com.	**Registrar and Transfer Agent:** **Computer Age Management Services Ltd.,** Unit: HDFC Mutual Fund 5th Floor, Rayala Tower, 158, Anna Salai, Chennai - 600 002. Telephone No: 044-30212816 Fax No: 044-42032955 Email: enq_h@camsonline.com

23. Unit Holder's Information

Email ID for communication:
First / Sole Holders should register their own email address and mobile number in their folio for speed and ease of communication in a convenient and cost-effective manner, and to help prevent fraudulent transactions.

Account Statements:

1. The AMC shall send an allotment confirmation specifying the units allotted by way of email and/or SMS within 5 working days of receipt of valid application/transaction to the Unit holders registered e-mail address and/ or mobile number (whether units are held in demat mode or in account statement form).
2. A Consolidated Account Statement (CAS) detailing all the transactions across all mutual funds and holdings at the end of the month shall be sent to the Unit holders in whose folio(s) transaction(s) have taken place during the month on registered email address on or before 12th of the succeeding month and by 15th of the succeeding month for those who have opted for physical copy.
3. Half-yearly CAS shall be issued to all investors providing the prescribed details across all schemes of mutual funds and securities held in dematerialized form across demat accounts, if applicable, at the end of every six months (i.e. September/ March) on or before 18th day of succeeding month on registered email address and 21st day of succeeding month through physical copy for those who do not have registered email addresses.

For further details, refer SAI.

Periodic Disclosures:

Sr. No	Name of the Disclosure	Frequency	Timelines	Disclosed on	Link
1.	Half Yearly Results (Unaudited)	Half yearly	within one month from the close of each half year i.e. on 31st March and on 30th September.	AMC website AMFI website	https://www.hdfcfund.com/statutory-disclosure/scheme-financials https://www.amfiindia.com/otherdata/accounts
2.	Annual Report	Annually	not later than four months from the date of closure of the relevant account's year (i.e. 31st March each year).	AMC website AMFI website	https://www.hdfcfund.com/statutory-disclosure/annual-reports https://www.amfiindia.com/otherdata/accounts
3.	Daily Performance Disclosure (after scheme completes six months of existence)	Daily	-	AMFI website	https://www.amfiindia.com/otherdata/fund-performance
4.	Portfolio Disclosure	Monthly	within 10 days from the close of each month.	AMC website	https://www.hdfcfund.com/statutory-disclosure/portfolio/monthly-

Sr. No	Name of the Disclosure	Frequency	Timelines	Disclosed on	Link
				AMFI website	portfolio https://www.amfiindia.com/online-center/portfolio-disclosure
5.	Monthly Average Asset under Management (Monthly AAUM) Disclosure	Monthly	within 7 working days from the end of the month.	AMC website	https://www.hdfcfund.com/statutory-disclosure/aum
6.	Scheme and Benchmark Riskometer	Monthly	within 10 days from the close of each month.	AMC website AMFI website	https://www.hdfcfund.com/statutory-disclosure/portfolio https://www.amfiindia.com/online-center/risk-o-meter
7	Tracking Error	Daily	Daily basis	AMC website AMFI website	https://www.hdfcfund.com/statutory-disclosure/tracking-error https://www.amfiindia.com/otherdata/tracking-error
8	Tracking Difference (Upon completion of 1 year of the Scheme, tracking difference shall be disclosed on the website of the AMC and AMFI, on a monthly basis)	Monthly	within 10 days from the close of each month.	AMC website AMFI website	https://www.hdfcfund.com/statutory-disclosure/tracking-error https://www.amfiindia.com/otherdata/tracking-error
9	Change in constituents of the index, if any	As and when it is changed	Immediately	AMC website	Refer respective product pages on our website i.e. www.hdfcfund.com
10	For Debt and Equity ETFs / Index Funds • Name and exposure to top 7 issuers and stocks respectively	Monthly basis	-	Monthly factsheet or in Monthly Portfolio – AMC website	Fund Factsheets – NAV & Portfolio Details | HDFC Mutual Fund https://www.hdfcfund.com/statutory-disclosure/portfolio https://www.hdfcfund.com/statutory-

Sr. No	Name of the Disclosure	Frequency	Timelines	Disclosed on	Link
	as a percentage of NAV of the scheme • Name and exposure to top 7 groups as a percentage of NAV of the scheme. • Name and exposure to top 4 sectors as a percentage of NAV of the scheme.				disclosure/disclosure-of-issuerwise-groupwise-sectorwise-exposure-for-etf-index-funds
11	Scheme Summary Documents	Monthly	within 15 days from the close of each month or on changes in any of the specified fields, whichever is earlier.	AMC website AMFI website BSE website NSE website	https://www.hdfcfund.com/investor-services/fund-documents/scheme-summary https://www.amfiindia.com/otherdata/scheme-details https://www.bseindia.com/Static/Markets/MutualFunds/listOfAmc.aspx https://www.nseindia.com
12	Investor Charter	-	As and when updated	AMC website	Investor Charter - MF.pdf

IMPORTANT

Before investing, investors should also ascertain about any further changes pertaining to scheme such as features, load structure, etc. made to the Scheme Information Document/ Key Information Memorandum by issue of addenda/ notice after the date of this Document from the AMC/ Mutual Fund/ Investor Service Centres (ISCs)/ Website/ Distributors or Brokers or Investment Advisers holding valid registrations.