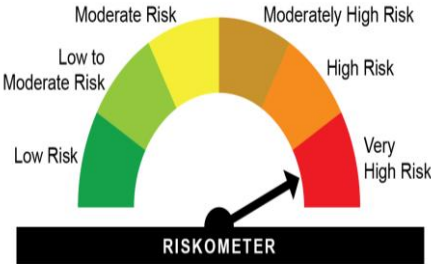
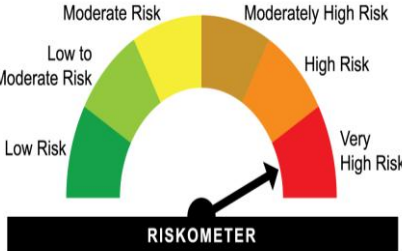


KEY INFORMATION MEMORANDUM

HDFC BSE SENSEX ETF

An open ended scheme replicating/ tracking BSE SENSEX Index (TRI)

BSE Scrip Code: 539517, NSE Symbol: HDFCSENSEX

This product is suitable for investors who are seeking*:	Scheme Riskometer#	Benchmark Riskometer#
<p>- Returns that are commensurate (before fees and expenses) with the performance of the BSE SENSEX Index (TRI), over long term, subject to tracking error.</p> <p>- Investment in securities covered by the BSE SENSEX Index (TRI).</p>	 <p style="text-align: center;">RISKOMETER <i>The risk of the scheme is very high</i></p>	 <p style="text-align: center;">RISKOMETER <i>The risk of the benchmark is very high</i></p>
<p>*Investors should consult their financial advisers, if in doubt about whether the product is suitable for them.</p> <p># As on September 30, 2025. For latest riskometer, investors may refer to the Monthly Portfolios disclosed on the website of the Fund viz. www.hdfcfund.com</p>		

Continuous Offer of Units in Creation Unit Size at Intra-day NAV based prices

The units of the Scheme are listed on the National Stock Exchange of India Ltd. (NSE) and BSE Limited (BSE). All investors including Market Makers and Large Investors can subscribe (buy)/redeem (sell) units on a continuous basis on the NSE/BSE on which the Units are listed during the trading hours on all the trading days. In addition, Market Makers and Large Investors can directly subscribe to/redeem units of the Scheme on all Business Days with the Fund in 'Creation Unit Size' at Intra-day NAV based prices on an ongoing basis.

Name of Mutual Fund (Fund): **HDFC Mutual Fund**
 Name of Asset Management Company (AMC): **HDFC Asset Management Company Limited**
 Name of Trustee Company: **HDFC Trustee Company Limited**
 Address of the entities:

Asset Management Company (AMC): HDFC Asset Management Company Limited Registered Office: HDFC House, 2nd Floor, H.T. Parekh Marg, 165-166, Backbay Reclamation, Churchgate, Mumbai - 400 020. CIN No: L65991MH1999PLC123027	Trustee Company: HDFC Trustee Company Limited Registered Office: HDFC House, 2nd Floor, H.T. Parekh Marg, 165-166, Backbay Reclamation, Churchgate, Mumbai - 400 020. CIN No. U65991MH1999PLC123026
Website of the entities: www.hdfcfund.com	

This Key Information Memorandum (KIM) sets forth the information, which a prospective investor ought to know before investing. **For further details of the scheme/Mutual Fund, due diligence certificate by the AMC, Key Personnel, investors' rights & services, risk factors, penalties & pending litigations etc. investors should, before investment, refer to the Scheme Information Document ("SID") and Statement of Additional Information ("SAI") available free of cost at any of the Investor Service Centres or distributors or from the website www.hdfcfund.com.**

The Scheme particulars have been prepared in accordance with Securities and Exchange Board of India (Mutual Funds) Regulations 1996 ("SEBI (MF) Regulations"), as amended till date, and filed with Securities and Exchange Board of India (SEBI). The units being offered for public subscription have not been approved or disapproved by SEBI, nor has SEBI certified the accuracy or adequacy of this KIM.

This Key Information Memorandum is dated November 21, 2025.

1. Name of Scheme

HDFC BSE SENSEX ETF

2. Type of Scheme

An open ended scheme replicating/tracking BSE SENSEX Index (TRI).

3. Category of Scheme

Exchange Traded Fund

4. SEBI Scheme Code

HDFC/O/O/EET/15/11/0028

5. Investment Objective

The investment objective of HDFC BSE SENSEX ETF is to generate returns that are commensurate with the performance of the BSE SENSEX Index (TRI), subject to tracking error. **There is no assurance that the investment objective of the Scheme will be achieved.**

6. Asset Allocation Pattern of the Scheme

Instruments	Indicative allocations (% of total assets)	
	Minimum Allocation*	Maximum Allocation*
Securities covered by BSE SENSEX Index (TRI)	95	100
Debt Securities & Money Market	0	5

Instruments but excluding subscription and redemption cash flow		
---	--	--

Subscription cash flow is the subscription money received for deployment and redemption cash flow is the money kept aside for meeting redemptions.

As per clause 12.24.1 of Master Circular, the cumulative gross exposure through equity, debt, derivative positions, repo transactions, other permitted securities/assets and such other securities/assets as may be permitted by SEBI from time to time shall not exceed 100% of the net assets of the Scheme.

Indicative Table (Actual instrument/percentages may vary subject to applicable SEBI circulars)

SR. No	Type of Instrument	Percentage of exposure	Circular references
1.	Securities Lending	a) Upto 25% of the net assets b) Upto 5% of the net assets at single intermediary i.e. broker level	Clause 12.11 of Master Circular
2.	Derivatives [^]	Upto 100% of its net assets	Clause 12.25 of Master Circular
3.	Repo/ Reverse Repo / Tri-Party repos (TREPS) on Government Securities and Treasury Bills (G-Secs and T-Bills)	To meet liquidity requirements or pending deployment as per regulatory limits	Clause 1 of Seventh Schedule of SEBI Mutual Funds Regulations
4.	Short Term deposits	As per regulatory limits	Clause 8 of Seventh Schedule of SEBI Mutual Funds Regulations and Clause 12.16 of Master Circular
5.	Mutual Fund Units	<ul style="list-style-type: none"> Upto 5% of the net assets of the scheme Upto 5% of the net assets of the Mutual Fund (i.e. across all the schemes of the Fund) 	Clause 4 of Seventh Schedule of SEBI Mutual Funds Regulations

[^]Exposure to equity derivatives shall be taken in case of portfolio rebalancing or unavailability of the underlying securities.

In addition to the instruments stated in the table above the Scheme may hold cash from time to time.

The Scheme will not make any investment in-

SR. No	Types of Instruments
1.	Debt Derivatives
2.	Credit Default Swaps
3.	ADR/GDR/Foreign Securities
4.	Securitized Debt
5.	Repo in corporate debt securities
6.	Short Selling
7.	Bespoke or complex debt products such as Securitized Debt, Structured obligations (SO rating) and/or credit enhanced debt (CE rating), Securities with special features such as Debt instruments having special features viz. subordination to equity (absorbs losses before equity capital) and/or convertible to equity upon trigger of a pre-specified event for loss absorption
8.	Unlisted debt instrument
9.	Inter scheme transactions i.e. transfers
10.	Unrated debt and money market instruments (except G-Secs, T-Bills and other money market instruments)
11.	Units of Real Estate Investment Trusts (REITs) and/or Infrastructure Investment Trusts (InvITs) unless received as corporate action or the instrument/security is added in the benchmark Index as a constituent

Change in Asset Allocation Pattern / Portfolio Rebalancing

Short Term Defensive Consideration

As an index linked scheme, the investment policy is primarily passive management. However, as the above mentioned investment pattern is indicative and subject to the SEBI (MF) Regulations and Circulars issued thereunder, the same may vary from time to time. As per clause 1.14.1.2.b of Master Circular, the Fund Manager, may deviate from the above investment pattern for short term period on defensive considerations. The same will be rebalanced within 7 Business Days.

Portfolio Replication/ Rebalancing norms

As per clause 3.6.7 of Master Circular:

- any transactions undertaken in the scheme portfolio in order to meet the redemption and subscription obligations shall be done while ensuring that post such transactions replication of the portfolio with the index is maintained at all points of time.
- in case of change in constituents of the index due to periodic review, the portfolio of the Scheme shall be rebalanced within 7 calendar days or such other timeline as may be prescribed by SEBI from time to time.

Tracking Error:

The Scheme, in general, will hold all the securities that constitute the Underlying Index in the same proportion as the index. Expectation is that, over a period of time, the tracking error of the Scheme relative to the performance of the Underlying Index will be relatively low.

The AMC would monitor the tracking error of the Scheme on an ongoing basis and would seek to minimize tracking error to the maximum extent possible. Under normal market circumstances, such tracking error is not expected to exceed by 2.00% p.a. (based on daily rolling returns for last 12 months). However, in case of unavoidable events like, Dividend issuance by constituent members, rights issuance by constituent members, and market volatility during rebalancing of the portfolio following the rebalancing of the Underlying Basket, etc. or in abnormal market circumstances, the tracking error may exceed the above mentioned limits and the same shall be brought to the notice of Trustees with corrective actions taken by the AMC, if any.

Tracking difference (TD) for equity oriented passive schemes:

Tracking difference shall be targeted to be 50 bps (over and above actual TER charged). In case the same is not maintained, it shall be brought to the notice of trustees along with corrective actions taken by the AMC, if any.

7. Investment Strategy

HDFC BSE SENSEX ETF will invest in stocks comprising the Underlying Index and endeavour to track the benchmark index. The Scheme may also invest in debt & money market instruments, in compliance with regulations to meet liquidity and expense requirements. HDFC BSE SENSEX ETF endeavours to invest in stocks forming part of the Underlying Index in the same ratio as per the index to the extent possible and to that extent follows a passive investment strategy, except to the extent of meeting liquidity and expense requirements.

Since the Scheme is an exchange traded fund, it will only invest in securities constituting the Underlying Index. However, due to corporate action in companies comprising the index, the Scheme may be allocated/allotted securities which are not part of the index. Such holdings would be rebalanced within 7 Business Days from the date of allotment/listing of such securities. As part of the Fund Management process, the Scheme may use derivative instruments such as index futures and options, or any other derivative instruments that are permissible or may be permissible in future under applicable regulations. However, trading in derivatives by the Scheme shall be for restricted purposes as permitted by the Regulations.

For detailed derivative strategies, please refer to SAI. For exposure limits to derivatives, refer section '**Where will the scheme invest**' under **Section II, Part II, Clause A in the SID**.

Though every endeavour will be made to achieve the objective of the Scheme, the AMC/Sponsor/Trustee do not guarantee that the investment objective of the Scheme will be achieved. No guaranteed returns are being offered under the Scheme.

8. Risk Profile of the Scheme

Mutual Fund Units involve investment risks including the possible loss of principal. Please read the details on risk factors carefully before investment. Scheme specific Risk Factors are summarized below:

▪ Scheme Specific Risk Factors

The Scheme is subject to the specific risks that may adversely affect the Scheme's NAV, return and / or ability to meet its investment objective.

The specific risk factors related to the Scheme include, but are not limited to the following:

(i) Risk Factors associated with Exchange Traded Schemes:

a) Passive Investments:

- As the Scheme proposes to invest not less than 95% of the net assets in the securities of the Underlying Index in the same proportion, the Scheme will not be actively managed. The Scheme may be affected by a general decline in the Indian markets relating to its Underlying Index. The Scheme invests in the securities included in its Underlying Index regardless of their investment merit. The AMC does not attempt to individually select stocks or to take defensive positions in declining markets.
- Performance of the Underlying Index will have a direct bearing on the performance of the Scheme. In the event the Underlying Index, is dissolved or is withdrawn or is not published due to any reason whatsoever, the Trustee reserves the right to modify the Scheme so as to track a different and suitable index or to suspend tracking the Underlying Index till such time it is not published and appropriate intimation will be sent to the Unit holders of the Scheme. In such a case, the investment pattern will be modified suitably to match the composition of the securities that are included in the new index to be tracked and the Scheme will be subject to tracking error during the intervening period.

Further, it is pertinent to note that there is no element of research recommendations involved before the execution of trades in the Scheme. The decision of the Fund Manager to execute trades including rebalancing required will be purely driven by the inflows and outflows in the Scheme and composition of the Underlying Index.

b) Tracking Error Risk/ Tracking Difference Risk:

The Fund Manager would not be able to invest the entire corpus exactly in the same proportion as in the Underlying Index due to certain factors such as the fees and expenses of the Scheme, corporate actions, cash balance, changes to the Underlying Index and regulatory policies which may affect AMC's ability to achieve close correlation with the Underlying Index of the Scheme. The Scheme's returns may therefore deviate from those of its Underlying Index. "Tracking Error" is defined as the standard deviation of the difference in daily returns between the Scheme and the Underlying Index annualized over 1 year period. Tracking difference is the difference of returns between the Scheme and the index

annualized over 1 year, 3 year, 5 year, 10 year and since the scheme inception period. Tracking Error may arise including but not limited to the following reasons.

- a. Expenditure incurred by the Scheme.
- b. The holding of a cash position and accrued income prior to distribution of income and payment of accrued expenses. The Scheme may not be invested at all times as it may keep a portion of the funds in cash to meet redemptions or for corporate actions.
- c. Securities trading may halt temporarily due to circuit filters.
- d. Corporate actions such as debenture or warrant conversion, rights, merger, change in constituents etc.
- e. Rounding off of quantity of shares in Underlying Index.
- f. Dividend received from underlying securities.
- g. Disinvestments by Scheme to meet redemptions, recurring expenses, etc.
- h. Execution of large buy/sell orders.
- i. Transaction cost (including taxes and insurance premium), recurring expenses and other expenses, such as but not limited to brokerage, custody, trustee and investment management fees.
- j. Realisation of Unit holders' funds.
- k. The Scheme may not be able to acquire or sell the desired number of securities due to conditions prevailing in the securities market, such as, but not restricted to: circuit filters in the securities, liquidity and volatility in security prices.
- l. The Index reflects the prices of securities at a point in time, which is the price at close of business day on BSE/National Stock Exchange of India Limited (NSE). The Scheme, however, may at times trade these securities at different points in time during the trading session and therefore the prices at which the Plan trade may not be identical to the closing price of each scrip on that day on the BSE/NSE. In addition, the Scheme may opt to trade the same securities on different exchanges due to price or liquidity factors, which may also result in traded prices being at variance, from BSE/NSE closing prices.
- m. In case of investments in derivatives like index futures, the risk reward would be the same as investments in portfolio of shares representing an index. However, there may be a cost attached to buying an index future. Further, there could be an element of settlement risk, which could be different from the risk in settling physical shares and there is a risk attached to the liquidity and the depth of the index futures market as it is relatively new market.

It will be the endeavour of the fund manager to keep the tracking error as low as possible. Under normal circumstances, such tracking error is not expected to exceed 2% per annum for daily 12 month rolling return. However, in case of corporate action events like, Dividend received from underlying securities, rights issue from underlying securities or market events like circuit filters in the securities and market volatility during rebalancing of the portfolio following the rebalancing of the Underlying Index, etc. or in abnormal market circumstances, the tracking error may exceed the above limits. There can be no assurance

or guarantee that the Scheme will achieve any particular level of tracking error relative to performance of the Index.

c) Stock Liquidity in the event of Circuit Filter

Liquidity of stocks which are available only in cash segment and not in F&O segment gets adversely impacted in the event of a circuit filter imposed by any of the stock exchanges. This would also impact the subscription and redemption of ETF units, directly done with the Fund and the same will be dealt with in the manner described below. Further, this may result in gain/loss to existing unit holders when finally the purchase/sale of that stock is executed. This would also create tracking error while comparing returns with benchmark.

Transaction type	Upper circuit	Lower circuit
Subscription	<p>The Scheme shall buy stocks <u>as per basket</u> wherever no circuit.</p> <p>In case of Circuit on any stock(s) in the basket, the Scheme shall:</p> <ol style="list-style-type: none"> 1. Hold cash for stock(s) on circuit at the latest available price on the stock exchange when the circuit was triggered 2. Buy the stock(s) immediately when circuit is open. <p>This may impact performance and result in tracking error.</p>	NA
Redemption	NA	<p>The Scheme shall sell stocks <u>as per basket</u> if no circuit.</p> <p>In case of circuit on Stock(s) in the basket, the Scheme shall:</p> <ol style="list-style-type: none"> 1. Pay from cash or cash equivalent or create cash to pay for stocks on circuit at the latest available price on the stock exchange when the circuit was triggered by selling other stocks which may impact performance and result in tracking error; 2. Sell stock immediately when circuit is open and re-balance portfolio which may impact performance and result in tracking error.

d) Market Trading Risks:

i. Absence of Prior Active Market: Although the Scheme is listed on NSE and/or BSE, there can be no assurance that an active secondary market will develop or be maintained. Hence there could be a time when trading in the Units of the Scheme would be infrequent.

ii. Trading in Units may be halted: Trading in the units of the Scheme on NSE/BSE may be halted because of market conditions such as extraordinary market volatility and pursuant to stock exchange(s) and SEBI 'circuit filter' rules, etc or for reasons that in view of NSE/BSE or SEBI, trading in the units of the Scheme is not advisable.

There can be no assurance that the requirements of NSE/BSE necessary to maintain the listing of the units of the Scheme will continue to be met or will remain unchanged.

iii. Units of the Scheme may trade at prices other than NAV: The units of the Scheme may trade above or below their NAV. The NAV of the Scheme will fluctuate with changes in the market value of the Scheme's holdings. The trading prices of the units of the Scheme will fluctuate in accordance with changes in their NAV as well as market supply and demand for the units of the Scheme. However, given that units of the Scheme can be created and redeemed in creation units directly with the Fund, it is expected that large discounts or premiums to the NAV of units of the Scheme will not sustain due to arbitrage opportunity available.

iv. Regulatory Risk: Any changes in trading regulations by the Stock Exchange(s)/SEBI may affect the ability of market maker to arbitrage resulting into wider premium/discount to NAV.

e) Redemption Risk: Investors should note that even though the Scheme is an open ended Scheme, subscription/redemptions directly with the Fund would be limited to such investors who have the ability to subscribe/redeem the units of the Scheme in Creation Unit Size (except in certain exceptional circumstances mentioned in this SID). Generally, these lot sizes are larger as compared to normal funds. Thus, even though this Scheme is open ended, due to large lot size, very few investors can directly subscribe and redeem the units of the Scheme. However, investors wishing to subscribe/redeem units in other than Creation Unit Size can do so by buying/selling the same on NSE/BSE.

f) The units will be issued only in demat form through depositories. The records of the depository are final with respect to the number of units available to the credit of unit holder. Settlement of trades, repurchase of units by the Mutual Fund depends up on the confirmations to be received from depository (ies) on which the Mutual Fund has no control.

(ii) Risk factors associated with investing in equities and equity related instruments

- Equity shares and equity related instruments are volatile and prone to price fluctuations on a daily basis. Investments in equity shares and equity related instruments involve a degree of risk and investors should not invest in the Scheme unless they can afford to take the risks.

- Securities, which are not quoted on the stock exchanges, are inherently illiquid in nature and carry a larger amount of liquidity risk, in comparison to securities that are listed on the exchanges. Investment in such securities may lead to increase in the scheme portfolio risk.
- While securities that are listed on the stock exchange carry lower liquidity risk, the ability to sell these investments is limited by the overall trading volume on the stock exchanges and may lead to the Scheme incurring losses till the security is finally sold.
- Scheme's performance may differ from the benchmark index to the extent of the investments held in the debt segment, as per the investment pattern indicated under normal circumstances.

(iii) Risk factors associated with investing in Fixed Income Securities

- The Net Asset Value (NAV) of the Scheme, to the extent invested in Debt and Money Market instruments, will be affected by changes in the general level of interest rates. The NAV of the Scheme is expected to increase from a fall in interest rates while it would be adversely affected by an increase in the level of interest rates.
- Money market instruments, while fairly liquid, lack a well developed secondary market, which may restrict the selling ability of the Scheme and may lead to the Scheme incurring losses till the security is finally sold.
- Investments in money market instruments involve credit risk commensurate with short term rating of the issuers.
- Investment in Debt instruments are subject to varying degree of credit risk or default (i.e. the risk of an issuer's inability to meet interest or principal payments on its obligations) or any other issues, which may have their credit ratings downgraded. Changes in financial conditions of an issuer, changes in economic and political conditions in general, or changes in economic or and political conditions specific to an issuer, all of which are factors that may have an adverse impact on an issuer's credit quality and security values. This may increase the risk of the portfolio. The Investment Manager will endeavour to manage credit risk through in-house credit analysis.
- **Prepayment Risk:** Certain fixed income securities give an issuer the right to call back its securities before their maturity date, in periods of declining interest rates. The possibility of such prepayment may force the Scheme to reinvest the proceeds of such investments in securities offering lower yields, resulting in lower interest income for the Scheme.
- **Reinvestment Risk:** This risk refers to the interest rate levels at which cash flows received from the securities in the Scheme are reinvested. The additional income from reinvestment is the "interest on interest" component. The risk is that the rate at which interim cash flows can be reinvested may be lower than that originally assumed.
- **Settlement risk:** Different segments of Indian financial markets have different settlement periods and such periods may be extended significantly by unforeseen circumstances. Delays or other problems in settlement of transactions could result in temporary periods when the assets of the Scheme are uninvested and no return is earned thereon. The inability of the Scheme to make intended securities purchases, due to settlement problems, could cause the Scheme to miss certain investment opportunities. Similarly, the inability to sell securities held in the Scheme's portfolio, due to the absence of a well developed and liquid secondary market for debt securities, may result at times in potential losses to the Scheme in the event of a subsequent decline in the value of securities held in the Scheme's portfolio.
- Government securities where a fixed return is offered run price-risk like any other fixed income security. Generally, when interest rates rise, prices of fixed income securities fall and when interest rates drop, the prices increase. The extent of fall or rise in the prices is a

function of the existing coupon, days to maturity and the increase or decrease in the level of interest rates. The new level of interest rate is determined by the rates at which government raises new money and/or the price levels at which the market is already dealing in existing securities. The price-risk is not unique to Government Securities. It exists for all fixed income securities. However, Government Securities are unique in the sense that their credit risk generally remains zero. Therefore, their prices are influenced only by movement in interest rates in the financial system.

- Different types of fixed income securities in which the Scheme would invest as given in the Scheme Information Document carry different levels and types of risk. Accordingly, the Scheme risk may increase or decrease depending upon its investment pattern. e.g. corporate bonds carry a higher level of risk than Government securities. Further even among corporate bonds, AAA rated bonds are comparatively less risky than AA rated bonds.
- The AMC may, considering the overall level of risk of the portfolio, invest in lower rated securities offering higher yields as well as zero coupon securities that offer attractive yields. This may increase the absolute level of risk of the portfolio.
- As zero coupon securities do not provide periodic interest payments to the holder of the security, these securities are more sensitive to changes in interest rates and are subject to issuer default risk. Therefore, the interest rate risk of zero coupon securities is higher. The AMC may choose to invest in zero coupon securities that offer attractive yields. This may increase the risk of the portfolio. Zero coupon or deep discount bonds are debt obligations that do not entitle the holder to any periodic payment of interest prior to maturity or a specified date when the securities begin paying current interest and therefore, are generally issued and traded at a discount to their face values. The discount depends on the time remaining until maturity or the date when securities begin paying current interest. It also varies depending on the prevailing interest rates, liquidity of the security and the perceived credit risk of the Issuer. The market prices of zero coupon securities are generally more volatile than the market prices of securities that pay interest periodically.

(iv) Risks associated with investment in unlisted securities

Except for any security of an associate or group company, the scheme can invest in securities which are not listed on a stock exchange (“unlisted Securities”) which in general are subject to greater price fluctuations, less liquidity and greater risk than those which are traded in the open market.

(v) Risk factors associated with investment in Tri-Party Repo

The mutual fund is a member of securities segment and Triparty Repo trade settlement of the Clearing Corporation of India (CCIL). All transactions of the mutual fund in government securities and in Tri-party Repo trades are settled centrally through the infrastructure and settlement systems provided by CCIL; Thus, reducing the settlement and counterparty risks considerably for transactions in the said segments. The members are required to contribute an amount as communicated by CCIL from time to time to the default fund maintained by CCIL as a part of the default waterfall (a loss mitigating measure of CCIL in case of default by any member in settling transactions routed through CCIL).

As per the waterfall mechanism, after the defaulter's margins and the defaulter's contribution to the default fund have been appropriated, CCIL's contribution is used to meet the losses. Post utilization of CCIL's contribution if there is a residual loss, it is appropriated from the default fund contributions of the non-defaulting members. Thus, the scheme is subject to risk of the

initial margin and default fund contribution being invoked in the event of failure of any settlement obligations. In addition, the fund contribution is allowed to be used to meet the residual loss in case of default by the other clearing member (the defaulting member).

CCIL shall maintain two separate Default Funds in respect of its Securities Segment, one with a view to meet losses arising out of any default by its members from outright and repo trades and the other for meeting losses arising out of any default by its members from Triparty Repo trades. The mutual fund is exposed to the extent of its contribution to the default fund of CCIL, in the event that the contribution of the mutual fund is called upon to absorb settlement/default losses of another member by CCIL, as a result the scheme may lose an amount equivalent to its contribution to the default fund.

(vi) Risk factors associated with investing in Derivatives

- The AMC, on behalf of the Scheme may use various derivative products, from time to time, in an attempt to protect the value of the portfolio and enhance Unit holders' interest. Derivative products are specialized instruments that require investment techniques and risk analysis different from those associated with stocks and bonds. The use of a derivative requires an understanding not only of the underlying instrument but of the derivative itself. Other risks include, the risk of mispricing or improper valuation and the inability of derivatives to correlate perfectly with underlying assets, rates and indices.
- Derivative products are leveraged instruments and can provide disproportionate gains as well as disproportionate losses to the investor. Execution of such strategies depends upon the ability of the fund manager to identify such opportunities. Identification and execution of the strategies to be pursued by the fund manager involve uncertainty and decision of fund manager may not always be profitable. No assurance can be given that the fund manager will be able to identify or execute such strategies.
- The risks associated with the use of derivatives are different from or possibly greater than, the risks associated with investing directly in securities and other traditional investments.
- **Credit Risk:**
The credit risk in derivative transaction is the risk that the counter party will default on its obligations and is generally low, as there is no exchange of principal amounts in a derivative transaction.
- **Market Risk:**
Market movements may adversely affect the pricing and settlement of derivatives.
- **Illiquidity risk:**
This is the risk that a derivative cannot be sold or purchased quickly enough at a fair price, due to lack of liquidity in the market.

(vii) Risk factors associated with Securities Lending

As with other modes of extensions of credit, there are risks inherent to securities lending, including the risk of failure of the other party, in this case the approved intermediary, to comply with the terms of the agreement entered into between the lender of securities i.e. the Scheme and the approved intermediary. Such failure can result in the possible loss of rights to the collateral put up by the borrower of the securities, the inability of the approved intermediary to return the securities deposited by the lender and the possible loss of any corporate benefits

accruing to the lender from the securities deposited with the approved intermediary. The scheme may not be able to sell lent out securities, which can lead to temporary illiquidity & loss of opportunity.

(viii) General Risk factors

- Trading volumes, settlement periods and transfer procedures may restrict the liquidity of the investments made by the Scheme. Different segments of the Indian financial markets have different settlement periods and such periods may be extended significantly by unforeseen circumstances leading to delays in receipt of proceeds from sale of securities. The NAV of the Units of the Scheme can go up or down because of various factors that affect the capital markets in general.
- Performance of the Scheme may be affected by political, social, and economic developments, which may include changes in government policies, diplomatic conditions, and taxation policies.
- The Scheme at times may receive large number of redemption requests, leading to an asset-liability mismatch and therefore, requiring the investment manager to make a distress sale of the securities leading to realignment of the portfolio and consequently resulting in investment in lower yield instruments.

Disclaimer of Index

BSE SENSEX Index (TRI) (Total Return Index):

The BSE SENSEX Index (TRI) (**the "Index"**) is published by BSE Index Services Pvt. Ltd. ("**BISPL**") (formerly Asia Index Pvt. Ltd.), which is a wholly owned subsidiary of BSE Limited ("**BSE**"), and has been licensed for use by HDFC Asset Management Company Limited ("**Licensee**"). BSE® and SENSEX® are registered trademarks of BSE. The trademarks have been licensed to BISPL and have been sub licensed for use for certain purposes by Licensee. Licensee's HDFC BSE Sensex ETF (**the "Product"**) is / are not sponsored, endorsed, sold or promoted by BISPL or BSE or any of its respective affiliates. None of BISPL or BSE makes any representation or warranty, express or implied, to the owners of the Product or any member of the public regarding the advisability of investing in securities generally or in the Product particularly or the ability of the Index to track general market performance. BISPL's and BSE's only relationship to Licensee with respect to the Index is the licensing of the Index and certain trademarks, service marks and / or trade names of BISPL, BSE and / or their licensors. The Index is determined, composed and calculated by BISPL or its agent without regard to Licensee or the Product. None of BISPL or BSE are responsible for and have not participated in the determination of the prices, and amount of the Product or the timing of the issuance or sale of the Product or in the determination or calculation of the equation by which the Product is to be converted into cash, surrendered or redeemed, as the case may be. BISPL and BSE have no obligation or liability in connection with the administration, marketing or trading of the Product. There is no assurance that investment products based on the Index will accurately track index performance or provide positive investment returns. BISPL and BSE are not investment advisors. Inclusion of a security within an index is not a recommendation by BISPL or BSE to buy, sell, or hold such security, nor is it considered to be investment advice.

BISPL, BSE AND THEIR THIRD PARTY LICENSORS DO NOT GUARANTEE THE ADEQUACY, ACCURACY, TIMELINESS AND/OR THE COMPLETENESS OF THE INDEX OR ANY DATA RELATED THERETO. BISPL, BSE AND THEIR THIRD PARTY LICENSORS SHALL NOT BE

SUBJECT TO ANY DAMAGES OR LIABILITY FOR ANY ERRORS, OMISSIONS, OR DELAYS THEREIN. BISPL, BSE AND THEIR THIRD PARTY LICENSORS MAKE NO EXPRESS OR IMPLIED WARRANTIES, AND EXPRESSLY DISCLAIM ALL WARRANTIES, OF MERCHANTABILITY OR FITNESS FOR A PARTICULAR PURPOSE OR USE OR AS TO RESULTS TO BE OBTAINED BY LICENSEE, OWNERS OF THE PRODUCT, OR ANY OTHER PERSON OR ENTITY FROM THE USE OF THE INDEX OR WITH RESPECT TO ANY DATA RELATED THERETO. WITHOUT LIMITING ANY OF THE FOREGOING, IN NO EVENT WHATSOEVER SHALL BISPL, BSE OR THEIR THIRD PARTY LICENSORS BE LIABLE FOR ANY INDIRECT, SPECIAL, INCIDENTAL, PUNITIVE, OR CONSEQUENTIAL DAMAGES INCLUDING BUT NOT LIMITED TO, LOSS OF PROFITS, TRADING LOSSES, LOST TIME OR GOODWILL, EVEN IF THEY HAVE BEEN ADVISED OF THE POSSIBILITY OF SUCH DAMAGES, WHETHER IN CONTRACT, TORT, STRICT LIABILITY, OR OTHERWISE. THERE ARE NO THIRD PARTY BENEFICIARIES OF ANY AGREEMENTS OR ARRANGEMENTS BETWEEN BISPL AND LICENSEE, OTHER THAN THE LICENSORS OF BISPL (INCLUDING BSE).

For details on risk mitigation measures, please refer SID.

9. Plans/ Options

Presently the Scheme does not offer any Plans/Options for investment.

However, Trustees may at their absolute discretion reserve the right to distribute income from time to time (which will be paid out to the Unit holders) in accordance with the IDCW Policy. The AMC and the Trustees reserve the right to introduce such other Plans/Options as they deem necessary or desirable from time to time, in accordance with the SEBI Regulations.

10. Applicable NAV (after the scheme opens for subscriptions and redemptions)

a) In case of Purchase/Redemption directly with Mutual Fund (By Market Makers and Large Investors):

The provisions for Cut-off timings for NAV applicability will not be applicable for direct transaction with the Fund.

The Fund may accept transactions for Cash from Market Makers and Large Investors upto 3:00 PM or upto reasonable time before close of market hours in order to successfully execute the transactions.

In case of transactions in Portfolio Deposit or under net settlement system with Market Makers, the AMC may accept the transaction subject to successful execution and compliance with the applicable guidelines on net settlement, as applicable.

b) In case of Redemption directly with the Mutual Fund during Liquidity Window:

The Cut-off time for receipt of valid application for Redemptions directly with the Fund during Liquidity Window is 3.00 p.m. Valid applications received by the fund upto the cut-off time will be processed on the basis of the closing NAV of the day of receipt of request and for valid applications received after cut-off time, the closing NAV of the next Business Day shall be applicable.

c) Settlement of Purchase/Sale of Units of the Scheme on NSE/BSE

Buying/Selling of Units of the Scheme on NSE/BSE is just like buying/selling any other normal listed security. If an investor has bought Units, an investor has to pay the purchase amount to the broker/sub-broker such that the amount paid is realised before the funds pay-in day of the settlement cycle on the Stock Exchange(s). If an investor has sold Units, an investor has to deliver the Units to the broker/sub-broker before the securities pay-in day of the settlement cycle on the Stock Exchange(s). The Units (in the case of Units bought) and the funds (in the case of Units sold) are paid out to the broker on the pay-out day of the settlement cycle on the Stock Exchange(s). The Stock Exchange(s) regulations stipulate that the trading member should pay the money or Units to the investor within 24 hours of the pay-out.

If an investor has bought Units, he should give standing instructions for 'Delivery-In' to his/her/its DP for accepting Units in his/her/its beneficiary account. An investor should give the details of his/her beneficiary account and the DP-ID of his/her/its DP to his/her/its trading member. The trading member will transfer the Units directly to his/her/its beneficiary account on receipt of the same from NSE's/BSE's Clearing Corporation.

An investor who has sold Units should instruct his/her/its Depository Participant (DP) to give 'Delivery Out' instructions to transfer the Units from his/her/its beneficiary account to the Pool Account of his/her/its trading member through whom he/she/it have sold the Units. The details of the Pool A/C (CM-BP-ID) of his/her trading member to which the Units are to be transferred, Unit quantity etc. should be mentioned in the Delivery Out instructions given by him/her to the DP. The instructions should be given well before the prescribed securities pay-in day. SEBI has advised that the Delivery Out instructions should be given at least 24 hours prior to the cut-off time for the prescribed securities pay-in to avoid any rejection of instructions due to data entry errors, network problems, etc.

d) **Rolling Settlement**

As per the SEBI's circular dated September 7, 2021, the rolling settlement on T+1 on optional basis shall come into force with effect from January 01, 2022. The same is applicable for all trades from January 27, 2023 onwards. The Pay-in and Pay-out of funds and the Units will take place within 1 working days after the trading date.

The pay-in and pay-out days for funds and securities are prescribed as per the Settlement Cycle. A typical Settlement Cycle of Rolling Settlement is given below:

Day Activity

T	The day on which the transaction is executed by a trading member
T + 1	Confirmation of all trades including custodial trades by 7.30 a.m.
T + 1	Processing and downloading of obligation files to brokers/custodians by 1.00 p.m.
T + 1	Pay-in of funds and securities by 10:50 am for Funds & 10:30 am for Securities
T + 1	Pay out of funds and securities by 3 pm / as and when received from exchange

While calculating the days from the Trading day (Day T), weekend days (i.e. Saturday and Sundays) and bank holidays are not taken into consideration.

e) Indicative NAV (iNAV):

Indicative NAV (iNAV) is the per unit NAV based on the current market value of its portfolio during the trading hours of the ETF. iNAVs shall be disclosed on Stock Exchange (s), where the units of the ETF are listed, on continuous basis during the trading hours and updated within a maximum time lag of 15 seconds from underlying market. Indicative NAV (iNAV) will not have any bearing on the creation or redemption of units directly with the Fund by the Market Makers /Large Investors.

The AMC has the right to amend cut off timings subject to SEBI (MF) Regulations for the smooth and efficient functioning of the Scheme.

11. Minimum Application Amount / Number of Units (For Purchase / Additional Purchase/ Redemption)

On an On-going Basis:

A. On the Stock Exchange: Investors (including Market Makers and Large Investors):

Investors can subscribe (buy) and redeem (sell) Units on a continuous basis on NSE/BSE on which the Units are listed. On the Stock Exchange(s), the Units of the ETF can be purchased/sold in minimum lot of 1 (one) Unit and in multiples thereof. The price of the ETF Units in the secondary market on the Stock Exchange(s) will depend on demand and supply at that point of time.

B. Directly with the Fund: Market Makers/Large Investors:

On an ongoing basis, Market Makers and Large Investors* may approach the Fund directly for subscription / redemption of units of the ETF at the Intra-Day NAV in multiples of Creation Unit size. Additionally, the transaction handling charges, if any, will have to be borne by the Market Maker/Large Investor.

*The minimum application amount for Large Investors shall be Rs. 25 Crores^ (apart from the requirement of the application being in multiples of Creation Unit Size).

^For Large investors viz.: a) Schemes managed by Employee Provident Fund Organisation, India and b) Recognised Provident Funds, approved gratuity funds and approved superannuation funds under Income tax Act, 1961, the minimum amount of Rs. 25 crores will not apply until February 28, 2026 or such other timeline as may be specified by SEBI.

Application for subscription / redemption of the ETF Units in Creation Unit Size can be made either:

- in exchange of Cash* [as determined by the AMC equivalent to the cost incurred towards the purchase of predefined basket of securities that represent the Underlying Index (i.e. Portfolio Deposit)], Cash Component and other applicable transaction charges;
- in exchange of Portfolio Deposit [i.e. by depositing basket of securities constituting BSE SENSEX Index (TRI)] along with the cash component and applicable transaction charges.

Each Creation Unit Size will consist of 50,000 Units of the ETF and 1 Unit of the ETF will be approximately equal to 1/1000th of the value of BSE SENSEX Index (TRI).

*Cash means payments shall be made only by means of payment instruction of Real Time Gross Settlement (RTGS)/National Electronic Funds Transfer (NEFT) or Funds Transfer Letter/Transfer Cheque of a bank where the Scheme has a collection account.

Note:

The transaction handling charges which include brokerage, Securities transaction tax, regulatory charges if any, depository participant charges, uploading charges and such other charges that the mutual fund may have to incur in the course of cash subscription/ redemption shall be recoverable from the transacting Investor.

Redemption directly with the Fund during Liquidity Window:

In such cases, valid applications received by the Fund upto the cut-off time will be processed on the basis of the closing NAV of the day of receipt of request and for valid applications received after cut-off time, the closing NAV of the next Business Day shall be applicable.

12. Despatch of Redemption Request

Within 3 working days of the receipt of valid redemption request at the Official Points of Acceptance of HDFC Mutual Fund for this Scheme or within such timelines as may be prescribed by SEBI / AMFI from time to time in case of exceptional circumstances or otherwise.

13. Benchmark Index

BSE SENSEX Index (TRI)

14. Dividend / IDCW Policy

It is proposed to declare IDCW subject to availability of distributable surplus, as computed in accordance with SEBI (Mutual Funds) Regulations, 1996.

IDCW, if declared, will be paid (subject of deduction of tax at source, if any) to those Unitholders / Beneficial Owners whose names appear in the Register of Unit holders maintained by the Mutual Fund/ statement of beneficial ownership maintained by the Depositories, as applicable, under the IDCW option as on the Record Date. The IDCW payment shall be transferred to the Unitholders within 7 working days of the record date of such declaration of IDCW or such other timeline as may be specified by SEBI from time to time. In the event of failure to transfer IDCW within the stipulated period, the AMC shall be liable to pay interest @ 15% per annum to the Unitholders for the delay in payment as computed from the Record Date or from such other date or for such period as may be advised by SEBI from time to time. The Trustee/ AMC reserves the right to change the record date from time to time. However, it must be distinctly understood that the actual declaration of IDCW and the frequency thereof will inter alia, depend on the availability of distributable surplus as computed in accordance with SEBI (Mutual Funds) Regulations, 1996. The decision of the Trustee in this regard shall be final.

There is no assurance or guarantee to unit holders as to the rate of IDCW distribution nor that IDCW will be paid regularly. On payment of IDCW, the NAV will stand reduced by the amount of IDCW and IDCW tax (if applicable) paid.

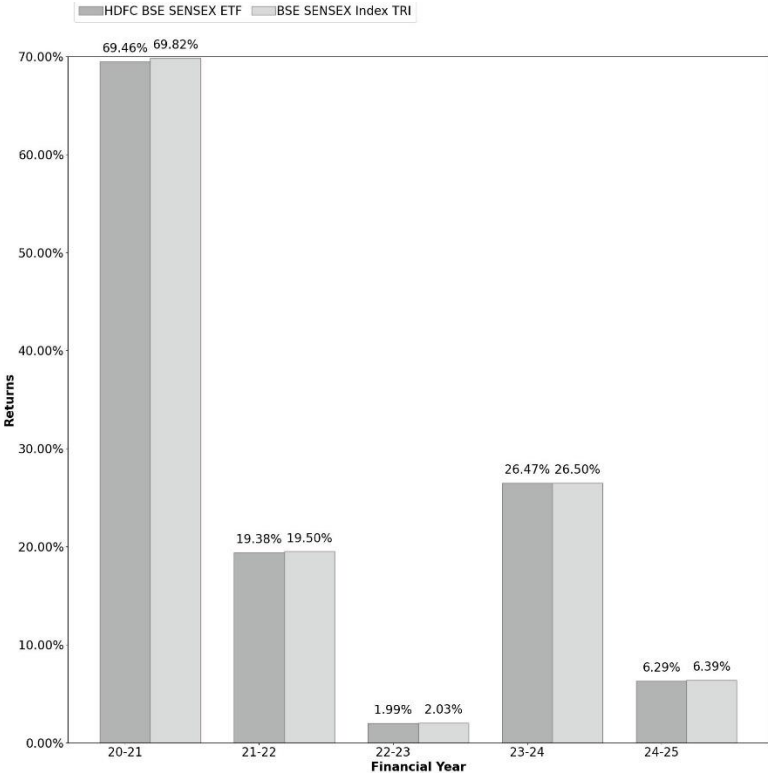
15. Name of the Fund Manager and tenure of managing the Scheme (As on September 30, 2025)

Arun Agarwal	5 years, 1 month
Abhishek Mor	2 years, 7 months

16. Name of the Trustee Company

HDFC Trustee Company Limited

17. Performance of the Scheme (as at September 30, 2025)

HDFC BSE SENSEX ETF			Absolute returns for each financial year for last 5 years [^]																																	
<table border="1"> <thead> <tr> <th>Period</th> <th>Returns (%)[^]</th> <th>Benchmark Returns (%)[#]</th> </tr> </thead> <tbody> <tr> <td>Last 1 Year</td> <td>-3.68</td> <td>-3.63</td> </tr> <tr> <td>Last 3 Years</td> <td>13.14</td> <td>13.21</td> </tr> <tr> <td>Last 5 Years</td> <td>17.42</td> <td>17.50</td> </tr> <tr> <td>Since Inception*</td> <td>13.95</td> <td>14.01</td> </tr> </tbody> </table> <p>[^] Past performance may or may not be sustained in the future Returns greater than one year are compounded annualized (CAGR). * Inception Date: 09/12/2015 [#] BSE SENSEX Index (TRI) Since inception returns are calculated on Rs. 25.0361 (allotment price).</p>	Period	Returns (%) [^]	Benchmark Returns (%) [#]	Last 1 Year	-3.68	-3.63	Last 3 Years	13.14	13.21	Last 5 Years	17.42	17.50	Since Inception*	13.95	14.01	 <table border="1"> <caption>Absolute returns for each financial year for last 5 years[^]</caption> <thead> <tr> <th>Financial Year</th> <th>HDFC BSE SENSEX ETF</th> <th>BSE SENSEX Index TRI</th> </tr> </thead> <tbody> <tr> <td>20-21</td> <td>69.46%</td> <td>69.82%</td> </tr> <tr> <td>21-22</td> <td>19.38%</td> <td>19.50%</td> </tr> <tr> <td>22-23</td> <td>1.99%</td> <td>2.03%</td> </tr> <tr> <td>23-24</td> <td>26.47%</td> <td>26.50%</td> </tr> <tr> <td>24-25</td> <td>6.29%</td> <td>6.39%</td> </tr> </tbody> </table>			Financial Year	HDFC BSE SENSEX ETF	BSE SENSEX Index TRI	20-21	69.46%	69.82%	21-22	19.38%	19.50%	22-23	1.99%	2.03%	23-24	26.47%	26.50%	24-25	6.29%	6.39%
Period	Returns (%) [^]	Benchmark Returns (%) [#]																																		
Last 1 Year	-3.68	-3.63																																		
Last 3 Years	13.14	13.21																																		
Last 5 Years	17.42	17.50																																		
Since Inception*	13.95	14.01																																		
Financial Year	HDFC BSE SENSEX ETF	BSE SENSEX Index TRI																																		
20-21	69.46%	69.82%																																		
21-22	19.38%	19.50%																																		
22-23	1.99%	2.03%																																		
23-24	26.47%	26.50%																																		
24-25	6.29%	6.39%																																		

For Riskometer of Scheme and Benchmark, kindly refer cover page.

18. Additional Scheme related Disclosures

- Scheme's portfolio holdings - <https://www.hdfcfund.com/statutory-disclosure/portfolio/monthly-portfolio>

- **Exposure to Top 7 issuers, stocks, groups and sectors** - In monthly Portfolio above or in Factsheet. To view scheme factsheets, [Factsheet - HDFC Mutual Fund \(hdfcfund.com\)](https://www.hdfcfund.com)
- **Portfolio Turnover Ratio (September 30, 2025)**
Without Derivatives - 21.14%
With Derivatives - 21.14%

19. Expenses of the Scheme

1. Load Structure

Exit Load: Not Applicable

The AMC/ Trustee if it so deems fit in the interest of smooth and efficient functioning of the Mutual Fund reserves the right to introduce/modify the Load Structure depending upon the circumstances prevailing at that time subject to maximum limits as prescribed under the SEBI (MF) Regulations.

2. Recurring Expenses (% p.a. of daily Net Assets)

Maximum Total Expense Ratio under Regulation 52 (6):

The AMC has estimated that upto 1.00% of the daily net assets of the scheme will be charged to the scheme as expenses.

Actual expenses (inclusive of GST on Management fees and additional TER) for the previous financial year ended March 31, 2025 (Audited):
0.05% p.a.

Direct Plan under the Scheme shall have a lower expense ratio than Regular Plan, excluding distribution expenses, commission, etc., and no commission shall be paid from Direct Plan. All fees and expenses charged in a Direct Plan (in percentage terms) under various heads including the investment and advisory fee shall not exceed the fees and expenses charged under such heads in a Regular Plan.

For the actual current expenses being charged, the investor should refer to the website of the mutual fund. Click here for Total Expense Ratio (TER) - <https://www.hdfcfund.com/statutory-disclosure/total-expense-ratio-of-mutual-fund-schemes/reports>

[Click here for factsheet – https://www.hdfcfund.com/investor-services/factsheets](https://www.hdfcfund.com/investor-services/factsheets)

The maximum limit of recurring expenses that can be charged to the Scheme would be as per Regulation 52 of the SEBI (MF) Regulation, 1996. Investors are requested to read “**Section-Annual Scheme Recurring Expenses**” in the **SID**.

20. Tax Treatment for the Investors (Unit Holders)

Investors are advised to refer to the details in the Statement of Additional Information and also independently refer to their tax advisor.

21. Daily Net Asset Value (NAV) Publication

The AMC shall update the NAVs by 11.00 p.m. on every Business day on the website(s) of AMC and AMFI.

22. For Investor Grievances, Please Contact

<p>Investors may contact any of the Investor Service Centres (ISCs) of the AMC for any queries / clarifications at telephone number 1800 3010 6767/ 1800 419 7676 (toll free), e-mail: hello@hdfcfund.com.</p>	<p>Registrar and Transfer Agent: Computer Age Management Services Ltd., Unit: HDFC Mutual Fund 5th Floor, Rayala Tower, 158, Anna Salai, Chennai - 600 002. Telephone No: 044-30212816 Fax No: 044-42032955 Email: enq_h@camsonline.com</p>
--	---

23. Unit Holder's Information

Email ID for communication:

First / Sole Holders should register their own email address and mobile number in their folio for speed and ease of communication in a convenient and cost-effective manner, and to help prevent fraudulent transactions.

Account Statements:

1. The AMC shall send an allotment confirmation specifying the units allotted by way of email and/or SMS within 5 working days of receipt of valid application/transaction to the Unit holders registered e-mail address and/ or mobile number (whether units are held in demat mode or in account statement form).
2. A Consolidated Account Statement (CAS) detailing all the transactions across all mutual funds and holding at the end of the month shall be sent to the Unit holders in whose folio(s) transaction(s) have taken place during the month on registered email address or before 12th of the succeeding month and by 15th of the succeeding month for those who have opted for physical copy.
3. Half-yearly CAS shall be issued at the end of every six months (i.e. September/ March) on or before 18th day of succeeding month on registered email address and 21st for those who have opted for physical copy, to all investors providing the prescribed details across all schemes of mutual funds and securities held in dematerialized form across demat accounts, if applicable.

For further details, refer SAI.

Periodic Disclosures:

Sr. No	Name of the Disclosure	Frequency	Timelines	Disclosed on	Link
1.	Half Yearly Results (Unaudited)	Half yearly	within one month from the close of each half year i.e. on 31 st March and on 30 th September.	AMC website AMFI website	https://www.hdfcfund.com/statutory-disclosure/scheme-financials https://www.amfiindia.com/otherdata/accounts
2.	Annual Report	Annually	not later than four months from the date	AMC website	https://www.hdfcfund.com/statutory-disclosure/annual-reports

			of closure of the relevant account's year (i.e. 31 st March each year).	AMFI website	https://www.amfiindia.com/otherdata/accounts
3.	Daily Performance Disclosure (after scheme completes six months of existence)	Daily	-	AMFI website	https://www.amfiindia.com/otherdata/fund-performance
4.	Portfolio Disclosure	Monthly/ Half yearly	within 10 days from the close of each month/half-year respectively.	AMC website AMFI website	https://www.hdfcfund.com/statutory-disclosure/portfolio/monthly-portfolio https://www.hdfcfund.com/statutory-disclosure/scheme-financials https://www.amfiindia.com/online-center/portfolio-disclosure
5.	Monthly Average Asset under Management (Monthly AAUM) Disclosure	Monthly	within 7 working days from the end of the month.	AMC website	https://www.hdfcfund.com/statutory-disclosure/aum
6.	Scheme and Benchmark Riskometer	Monthly	within 10 days from the close of each month.	AMC website AMFI website	https://www.hdfcfund.com/statutory-disclosure/portfolio https://www.amfiindia.com/online-center/risk-o-meter
7	Tracking Error	Daily	Daily basis	AMC website AMFI website	https://www.hdfcfund.com/statutory-disclosure/tracking-error https://www.amfiindia.com/research-information/other-data/tracking_errordata
8	Tracking Difference (Upon completion of 1 year of the Scheme, tracking difference shall be disclosed on the website of the AMC and AMFI, on a	Monthly	within 10 days from the close of each month.	AMC website AMFI website	https://www.hdfcfund.com/statutory-disclosure/tracking-error https://www.amfiindia.com/otherdata/tracking-error

	monthly basis)				
9	Change in constituents of the index, if any	As and when it is changed	Immediately	AMC website	Refer respective product pages on our website i.e. www.hdfcfund.com
10	For Debt and Equity ETFs / Index Funds <ul style="list-style-type: none"> • Name and exposure to top 7 issuers and stocks respectively as a percentage of NAV of the scheme • Name and exposure to top 7 groups as a percentage of NAV of the scheme. • Name and exposure to top 4 sectors as a percentage of NAV of the scheme. 	Monthly basis	-	Monthly factsheet or in Monthly Portfolio – AMC website	https://www.hdfcfund.com/investor-services/factsheets https://www.hdfcfund.com/statutory-disclosure/portfolio/monthly-portfolio
11	Scheme Summary Documents	Monthly	within 15 days from the close of each month or on changes in any of the specified fields, whichever is earlier.	AMC website AMFI website BSE website NSE website	https://www.hdfcfund.com/investor-services/fund-documents/scheme-summary https://www.amfiindia.com/otherdata/scheme-details https://www.bseindia.com/Static/Markets/MutualFunds/listOfAmc.aspx https://www.nseindia.com
12	Investor Charter	-	As and when updated	AMC website	Investor Charter

IMPORTANT

Before investing, investors should also ascertain about any further changes pertaining to scheme such as features, load structure, etc. made to the Scheme Information Document/ Key Information Memorandum by issue of addenda/ notice after the date of this Document from the AMC/ Mutual Fund/ Investor Service Centres (ISCs)/ Website/ Distributors or Brokers or Investment Advisers holding valid registrations.