

Regd. Office: HDFC House, 2nd Floor, H.T. Parekh Marg, 165-166, Backbay Reclamation, Churchgate, Mumbai - 400 020.
Phone: 022 66316333 • Toll Free Nos: 1800-3010-6767 / 1800-419-7676
• e-mail: hello@hdfcfund.com • Visit us at: www.hdfcfund.com

Letter to all the Unitholders of HDFC FMP 1406D August 2022 - Series 46

Dear Unitholder,

Date: May 26, 2026

Sub: Merger of HDFC FMP 1406D August 2022 - Series 46, a close ended debt scheme into HDFC Banking and PSU Debt Fund, an open ended debt scheme

Unit holders are requested to note that the following schemes would be undergoing a merger as detailed in the table below.

Unit holders are requested to note that the merger or consolidation of the scheme/s will tantamount to a change in the fundamental attributes in accordance with Regulation 22 (9) (c) of the SEBI (Mutual Funds) Regulations, 2026 (“**MF Regulations**”). The proposed merger or consolidation shall be carried out by implementing a change in the fundamental attributes of the Merging Scheme.

The Board of Directors of HDFC Asset Management Company Limited (“**the AMC**”) and the and the Board of Directors of HDFC Trustee Company Limited (“**the Trustees**”) have approved the same proposal on **April 16, 2026 and April 17, 2026** respectively. Further, SEBI has also issued its no objection to the said merger vide its letter dated **May 26, 2026**.

For further details with respect to the merger please refers to the points below:

- 1. Name of the Scheme/s merging (close ended) and surviving Scheme (open ended):**
HDFC FMP 1406D August 2022 - Series 46 (“**Merging Scheme**”) and HDFC Banking and PSU Debt Fund (“**Surviving Scheme**”).
- 2. Proposal:** Merger of HDFC FMP 1406D August 2022 - Series 46 into HDFC Banking and PSU Debt Fund.
- 3. Rationale for the merger:** The merger will help investors in the Merging Scheme who have consented for the merger, to continue with their investments in the Surviving Scheme with portfolio consisting predominantly of securities issued by entities such as Schedule Commercial Banks (SCBs), Public Sector Undertakings (PSUs), Public Financial Institutions (PFIs) and Municipal Corporations and such other bodies. The merger will also be more tax efficient for the unitholders of the Merging Scheme as it will not force capital gains on investors on maturity. Investors can continue to avail tax benefits till the time they choose to remain invested, otherwise, they may be taxed at marginal tax rate on the maturity of the merging scheme.
- 4. Public Notice:** A Notice cum Addendum dated **May 26, 2026** announcing the merger has been displayed on the website of the AMC.
- 5. Consequences of merger:** Unit holders of the Merging Scheme who provide consent for the merger will be allotted units under the corresponding Plan / Option of the Surviving Scheme at the Ex - IDCW Net Asset Value (“NAV”) of the Effective Date of the merger. It may be noted that investors under the IDCW options of the Merging Scheme will be allotted units in the existing IDCW option of the Surviving Scheme under the relevant Plan / Option viz Direct / Regular. Refer illustration below for basis of allotment.

Provided that, where units are held without distributor code in the Option / Plan of the Merging Scheme or where ARN is invalid, units of equivalent value in the Direct Plan of the Surviving Scheme under the corresponding

Option will be allotted. Accordingly, the assets and liabilities of the Merging Scheme will be taken over by the Surviving Scheme upon Merger and the Merging Scheme shall cease to exist.

This merger will not result in creation of any new scheme, as the Merging Scheme will merge into the Surviving Scheme. Further, no changes are proposed in any of the scheme provisions of the Surviving Scheme and accordingly, interest of unitholders of Surviving Scheme shall not be adversely affected on account of the proposed merger.

6. Positive Consent Period for Merging Scheme and Exit Option period for Surviving Scheme: May 29, 2026 to June 29, 2026 (both days inclusive)

7. Effective Date of merger: June 30, 2026

8. Basis of allotment of new units by way of a numerical illustration:

Effective Date of Merger June 30, 2026		
NAV per unit of the Plan / Option of the Merging Scheme	(A)	₹20.000
Units outstanding in Merging Scheme	(B)	50.000
Outstanding value in Merging Scheme	(A) X (B) = (C)	₹1000.00
NAV of the corresponding Plan / Option of the Surviving Scheme	(D)	₹25.000
Units allotted in the corresponding Plan / Option of the Surviving Scheme	(C) / (D) = (E)	40.000
Value of the units allotted in the Surviving Scheme	(D) X (E) = (F)	₹1000.00

As can be seen above, the value of units held by an Investor before and after the merger will be the same.

Please note that the aforesaid is only an illustration and the actual number of units to be allotted under the Surviving Scheme will be determined by the value of units held in Merging Scheme and the NAVs of Merging Scheme and Surviving Scheme on the Effective Date of Merger.

9. The comparison between features of the Merging Scheme and Surviving Scheme is as follows:

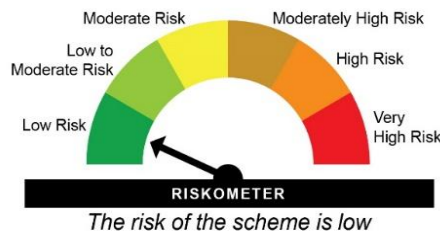
Particulars	Merging Scheme Features	Surviving Scheme Features
Name of Scheme	HDFC FMP 1406D August 2022- Series 46	HDFC Banking and PSU Debt Fund
Category of Scheme	Close ended Scheme	Open ended Scheme
Type of Scheme	A Close Ended Income Scheme with Tenure 1406 Days, A Relatively High Interest Rate Risk and Relatively Low Credit Risk.	An open ended debt scheme predominantly investing in debt instruments of banks, Public Sector Undertakings, Public Financial Institutions and Municipal Bonds. A Relatively High Interest Rate Risk and Moderate Credit Risk.

Product Labelling (As on April 30, 2026)

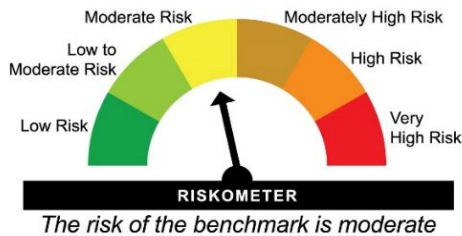
This product is suitable for investors who are seeking:

- Regular income over 1406 days (tenure of the plan)
- Investment in debt and money market instruments and government securities.

Scheme Riskometer:



Benchmark Riskometer:



This product is suitable for investors who are seeking:

- income over short to medium term
- to generate income/capital appreciation through investments in debt and money market instruments consisting predominantly of securities issued by entities such as Scheduled Commercial Banks (SCBs), Public Sector undertakings (PSUs), Public Financial Institutions (PFIs), Municipal Corporations and such other bodies

Scheme Riskometer:



Benchmark Riskometer:



Potential Risk Class Matrix

Credit Risk →	Relatively Low (Class A)	Moderate (Class B)	Relatively High (Class C)
Interest Rate Risk ↓			
Relatively Low (Class I)			
Moderate (Class II)			
Relatively High (Class III)	A-III		
A-III - A Scheme with Relatively High Interest Rate Risk and Relatively Low Credit Risk.			

Credit Risk →	Relatively Low (Class A)	Moderate (Class B)	Relatively High (Class C)
Interest Rate Risk ↓			
Relatively Low (Class I)			
Moderate (Class II)			
Relatively High (Class III)		B-III	
B-III - A Scheme with Relatively High Interest Rate Risk and Moderate Credit Risk.			

Investment Objective

To generate income through investments in Debt / Money Market Instruments and Government Securities maturing on or before the maturity date of the respective Plan(s).

There is no assurance that the investment objective of the Scheme will be realized.

To generate income/capital appreciation through investments in debt and money market instruments consisting predominantly of securities issued by entities such as Scheduled Commercial Banks (SCBs), Public Sector undertakings (PSUs), Public Financial Institutions (PFIs), Municipal Corporations and such other bodies.

There is no assurance that the investment objective of the Scheme will be achieved.

Asset Allocation Pattern	For Plans having tenure above 36 months to 132 months:	Indicative allocations (% of total assets)																					
		Minimum	Maximum																				
	<table border="1"> <thead> <tr> <th>Type of Instruments*</th> <th>Minimum Allocation (% of Total Assets)</th> <th>Maximum Allocation (% of Total Assets)</th> </tr> </thead> <tbody> <tr> <td>Debt Instruments@ and Government Securities</td> <td>80</td> <td>100</td> </tr> <tr> <td>Money Market Instruments</td> <td>0</td> <td>20</td> </tr> </tbody> </table> <p>*Including securitized debt, structured obligations (SO), credit enhanced debt (CE). Investment in Securitized debt if undertaken, would not exceed 40% of the net assets of the Plan(s) under the Scheme. In accordance with provisions of clause 13.1.10 of SEBI Master Circular for Mutual Funds dated March 20, 2026, investment in the following instruments shall not exceed 10% of the debt portfolio of the Scheme and the group exposure in such instruments shall not exceed 5% of the debt portfolio of the Scheme:</p> <p>a. Unsupported rating of debt instruments (i.e. without factoring-in credit enhancements) is below investment grade; and</p> <p>b. Supported rating of debt instruments (i.e. after factoring-in credit enhancement) is above investment grade</p> <p>@ Includes CDs issued by All-India Financial Institutions permitted by RBI from time to time.</p>	Type of Instruments*	Minimum Allocation (% of Total Assets)	Maximum Allocation (% of Total Assets)	Debt Instruments@ and Government Securities	80	100	Money Market Instruments	0	20	<table border="1"> <thead> <tr> <th>Instruments</th> <th>Minimum</th> <th>Maximum</th> </tr> </thead> <tbody> <tr> <td>Debt (including securitised debt) and Money Market Instruments issued by Scheduled Commercial Banks, Public Sector Undertakings (PSU), Public Financial Institutions, Municipal Corporations and such other bodies@</td> <td>80</td> <td>100</td> </tr> <tr> <td>Debt (including government securities) and Money Market Instruments issued by entities other than the above@</td> <td>0</td> <td>20</td> </tr> <tr> <td>Units issued by InvITs</td> <td>0</td> <td>10</td> </tr> </tbody> </table> <p>@ As required under clause 5.7. of SEBI Master Circular for Mutual Funds dated March 20, 2026, the Scheme shall hold at least 10% of its net assets in liquid assets ('liquid assets' shall include Cash, Government Securities, T-bills and Repo on Government Securities). In case of reduction in exposure to such liquid assets / securities below 10%, the AMC shall ensure that the above requirement is complied with before making any further investments. Further, the asset allocation limits shown above will be calculated after excluding this 10% limit.</p>	Instruments	Minimum	Maximum	Debt (including securitised debt) and Money Market Instruments issued by Scheduled Commercial Banks, Public Sector Undertakings (PSU), Public Financial Institutions, Municipal Corporations and such other bodies@	80	100	Debt (including government securities) and Money Market Instruments issued by entities other than the above@	0	20	Units issued by InvITs	0	10
Type of Instruments*	Minimum Allocation (% of Total Assets)	Maximum Allocation (% of Total Assets)																					
Debt Instruments@ and Government Securities	80	100																					
Money Market Instruments	0	20																					
Instruments	Minimum	Maximum																					
Debt (including securitised debt) and Money Market Instruments issued by Scheduled Commercial Banks, Public Sector Undertakings (PSU), Public Financial Institutions, Municipal Corporations and such other bodies@	80	100																					
Debt (including government securities) and Money Market Instruments issued by entities other than the above@	0	20																					
Units issued by InvITs	0	10																					

Investment Strategy	<p>The primary objective of the Plan(s) under the Scheme is to generate income through investments in Debt / Money Market Instruments and Government Securities maturing on or before the maturity date of the respective Plan(s). The Scheme has the flexibility to invest in a range of debt instruments and would seek to minimise interest rate risk while avoiding undue credit risks.</p> <p>The Scheme would make investment in securities in the investment universe based on market spreads and liquidity, so as to match the investment horizon with the scheme maturity. The investments would be based on interest rate expectations arising out of macroeconomic analysis. This includes analysis of inflation data and trends in macro variables such as credit growth, liquidity, money supply growth, fiscal numbers and the global interest environment.</p> <p>Though every endeavor will be made to achieve the objective of the Scheme, the AMC/Sponsors/ Trustee do not guarantee that the investment objective of the Scheme will be achieved. No guaranteed returns are being offered under the Scheme.</p>	<p>The Scheme aims to invest in debt and money market instruments issued by entities such as Scheduled Commercial Banks, Public Financial Institutions (PFIs), Public Sector Undertakings (PSUs), Municipal Corporations and such other bodies. The Scheme shall endeavour to develop a well-diversified portfolio of debt (including securitised debt) and other instruments.</p> <p>The Scheme may also invest in the schemes of Mutual Funds. The Scheme may seek investment opportunity in the Foreign Debt Securities, in accordance with guidelines stipulated in this regard by SEBI and RBI from time to time. Investment in Foreign Debt Securities may be done in government securities and in debt/ money market instruments issued by Foreign Commercial Banks/ PSUs/PFIs/Municipal bodies. The Scheme may also invest in the hybrid securities viz. units of InvITs for diversification and subject to necessary stipulations by SEBI from time to time.</p> <p>As part of the Fund Management process, the Scheme may use derivative instruments such as futures and options, or any other derivative instruments that are permissible or may be permissible in future under applicable regulations. However, trading in derivatives by the Scheme shall be for restricted purposes as permitted by the regulations.</p> <p>Though every endeavor will be made to achieve the objective of the Scheme, the AMC/Sponsors/ Trustee do not guarantee that the investment objective of the Scheme will be achieved. No guaranteed returns are being offered under the Scheme.</p>
Benchmark	NIFTY Medium Duration Debt Index	Nifty Banking & PSU Debt Index A-II
Fund Manager	Anupam Joshi	Anil Bamboli and Dhruv Muchhal
Exit Load	Nil	Nil
Plan & Option	Plans / Options: Regular and Direct Regular and Direct Options offer the following sub-options: (a) Growth (b) Income Distribution cum Capital Withdrawal (IDCW) Option which offers following Sub-Options: Quarterly IDCW and Normal IDCW.	Plans: Regular and Direct. Each Plan offers the following sub-options: a) Growth Option b) Income Distribution cum Capital Withdrawal (IDCW) Option. This Option offers following Sub-Options / facilities: a) Weekly Payout of Income Distribution cum Capital Withdrawal (IDCW) Option / facility and b) Weekly Re-investment of Income Distribution cum Capital Withdrawal (IDCW) Option / facility.

Expense Ratio as per SID with actual charged	Base Expense Ratio (BER) - Upto 0.80% of the daily net assets Actual Total Expense Ratio (TER) charged as on April 30, 2026 Regular Plan - 0.34% Direct Plan - 0.08%	Base Expense Ratio (BER) - Upto 1.85% of the daily net assets based on applicable slab rates Actual Total Expense Ratio (TER) charged as on April 30, 2026 Regular Plan - 0.72% Direct Plan - 0.35%
Number of folios along with AUM (as on April 30, 2026)	Number of folios: 758 AUM: 269.10 crores	Number of folios: 24,575 AUM: 5,315.78 crores
Unclaimed Redemptions and IDCW	Unclaimed Redemptions Amount - 0 No. of investors - 0 Unclaimed IDCW Amount – 0 No. of investors - 0	Unclaimed Redemptions Amount - Rs. 1,37,252.73 No. of investors - 40 Unclaimed IDCW Amount – Rs. 27,817.97 No. of investors - 1186
Segregated Portfolio	Currently, the scheme does not have a segregated portfolio. However, the Scheme has enabling provisions to create a segregated portfolio(s) under certain circumstances.	Currently, the scheme does not have a segregated portfolio. However, the Scheme has enabling provisions to create a segregated portfolio(s) under certain circumstances.
Percentage of Total exposure to securities classified as below investment grade or defaults and total illiquid assets to net assets	0%	0%
Swing Pricing Framework	Not applicable	At present the scheme has not triggered swing pricing. However, the Scheme has enabling provision to trigger Mandatory swing pricing under certain circumstances.
Latest Portfolio of the schemes	Please refer to Annexure 1	Please refer to Annexure 1
Performance of the schemes vis-à-vis the benchmark (since inception)	Please refer to Annexure 2	Please refer to Annexure 2

10. In line with regulatory requirements, in case, where unitholders of a Merging Scheme are in agreement with the proposed merger, they are required to fill the consent form or provide positive consent within consent period i.e. **May 29, 2026 to June 29, 2026** (both days inclusive).

The consent form for merger is enclosed as **Annexure 3**. Consent form is also made available on our website www.hdfcfund.com. Investors may submit their consent latest by **5.30 p.m.** till **June 29, 2026** through any of the following modes:

- (i) Submitting original signed consent form by all joint holders at any of the Official Points of Acceptance.
- (ii) By way of an email from email id registered in the folio to fmpmerger@hdfcfund.com

In case of joint holders where mode of holding is "joint", all joint holders have to sign the consent form, and a scanned copy of the same should be sent from the email id registered in the folio.

(iii) Online transaction modes such as investor portal on the Fund's website, app, or any other mode made available by the Fund from time to time to submit the consent.

Units on which lien /pledge has been marked can be merged subject to no objection from lien holder/pledgee and the consent being submitted within the specified time. If the lien/pledge is invoked by the financier (i.e. bank/financial institution/NBFC) on the maturity date, the maturity proceeds will be paid to the financier and the consent for merger in such cases will be deemed as invalid.

In case the unitholders of such Merging Scheme are not in agreement with the aforesaid merger, then no action is required from such unitholder(s) end. Consequently, the investments held by the unitholder under the Merging Scheme shall be redeemed at applicable NAV on the aforementioned effective date of merger and the redemption proceeds shall be remitted/ dispatched to such Unitholders of the Merging Scheme within 3 (three) working days from such redemption.

Note: Once consent is provided, investors are deemed to have read and provided the confirmations and declarations as per the consent form.

Unitholders whose folios are not KYC compliant are requested to **immediately** update their KYC to be eligible to furnish positive consent or to receive Maturity/IDCW Proceeds.

It may be noted that Maturity/IDCW proceeds shall be transferred to Unclaimed Redemption/IDCW Account in respect of Unitholders whose folios are not KYC compliant.

11. In accordance with Regulation 22(9)(c) of the SEBI (Mutual Funds) Regulations, 2026, all the existing unit holders under the Surviving Scheme, are given an option to exit the Scheme at the applicable Net Asset Value without any exit load on such redemption. This option is valid for the exit option period.
12. Please note that unit holders of the Surviving Scheme, who do not opt for redemption on or before **June 29, 2026 (up to 3 p.m.)** shall be deemed to have consented to the changes specified herein above and shall continue to hold units in the Surviving Scheme.
13. In case the unitholders of Surviving Scheme, who have been given an exit option without any exit load, disagree with the aforesaid changes, they may redeem all or part of the units of the scheme held by them by exercising the Exit Option, without exit load, within the Exit Option Period. Unitholders need to submit a redemption / switch request online or through a physical application form at any official point of acceptance/investor service centre of the AMC or the Registrar and Transfer Agents of the Fund or to the depository participant (DP) (in case of units held in Demat mode). The above information is also available on the website viz., <https://www.hdfcfund.com>. The redemption warrant/cheque will be mailed or the amount of redemption will be credited to the unit holders bank account (as registered in the records of the Registrar) within 3 (three) working days from the date of receipt of redemption request.
14. Unit holders can also submit the normal redemption form for this purpose. The redemption/ switch requests shall be processed at applicable NAV as per time stamping provisions contained in the SID of the Scheme. Unit holders should ensure that any changes in address or pay-out bank details if required by them, are updated in HDFC Mutual Fund records at least 10 (Ten) working days before exercising the Exit Option. Unit holders holding Units in dematerialized form may approach their DP for such changes.
15. Unit holders who have pledged / encumbered their units will not have the option to exit unless they submit a release of their pledges / encumbrances prior to submitting their redemption / switch requests.
16. In case investors, who had registered for Systematic investment facilities such as SIP/STP/SWP in the Merging Scheme, decide to continue their investments i.e. do not opt for the Exit Option, then such SIP/STP/SWP registrations will continue to be processed under the respective Plan/Option of the surviving scheme from the Effective Date and no fresh registration will be required. Further, investors who have registered for Systematic

investment facilities in the Scheme and who do not wish to continue their future investment facilities must apply for cancellation of such registrations.

17. It may however be noted that the offer to exit is purely optional and not compulsory. If the Unit holder has no objection to the aforesaid change, no action is required to be taken and it would be deemed that such Unit holder has consented to the aforesaid change other than closed ended schemes. However, we, at HDFC Mutual Fund would like the Unit holders to continue their investments with us to help them achieve their financial goals.

18. The expenses related to the proposed changes and other consequential changes as outlined above will not be charged to the unit holders of the scheme of HDFC Mutual Fund.

19. Tax Consequences:

Pursuant to merger, any transfer of units held by the unit holder in the Merging Scheme in consideration of the units allotted in the Surviving Scheme who decide to continue their investments, will not be considered as redemption of Units in Merging Scheme and will not result in short term / long term capital gain / loss in the hands of the Unit holders. Furthermore, the period for which the units in the Merging Scheme were held by the Unit holder will be included in determining the period for which corresponding units were held in the Surviving Scheme by the Unit holder and the cost of acquisition of units allotted in the Surviving Scheme** pursuant to merger will be the cost of acquisition of original units in Merging Scheme.

**Finance Act, 2018 has enacted certain amendments for determination of cost of acquisition of the units for the purpose of computing long term capital gains.

Redemption / switch-out of units from the Scheme may entail capital gain/loss in the hands of the unitholder. For unit holders who redeem their investments during the Exit Option Period, the tax consequences as set forth in the Statement of Additional Information of HDFC Mutual Fund and Scheme Information Document of the scheme of HDFC Mutual Fund would be applicable. In case of NRI investors, TDS shall be deducted from the redemption proceeds in accordance with the prevailing income tax laws. In view of the individual nature of tax consequences, Unitholders are advised to consult their professional tax advisors for tax advice. The redemption / switch-out of units from the Scheme are liable for deduction of Securities Transaction Tax (STT), wherever applicable; however, such STT shall be borne by AMC and will not be borne by the investor.

Please note that the aforesaid tax neutrality on consolidation/ merger of similar mutual fund schemes or of plans/options of similar mutual fund schemes is subject to compliance of SEBI (Mutual Funds) Regulations, 2026 and Units being held as 'Capital assets' as defined under the Income Tax Act, 2025.

The above tax consequences are as per prevailing tax laws. In view of individual nature of tax consequences, Unit holders are advised to consult their financial and tax advisors with respect to tax and other financial implications arising out of their participation in merger of schemes.

Unit holders who require any further information may contact:

HDFC Mutual Fund

Address: HDFC House, 2nd Floor, H.T. Parekh Marg, 165-166, Backbay Reclamation, Churchgate, Mumbai - 400 020. CIN No: L65991MH1999PLC123027

Telephone no.: 1800 3010 6767/ 1800 419 7676 Email id: hello@hdfcfund.com

Yours faithfully

For HDFC Asset Management Company Limited
(Investment Manager to HDFC Mutual Fund)

Sd/-

Authorised Signatory

Enclosures: as above

MUTUAL FUND INVESTMENTS ARE SUBJECT TO MARKET RISKS, READ ALL SCHEME RELATED DOCUMENTS CAREFULLY.

Annexure 1

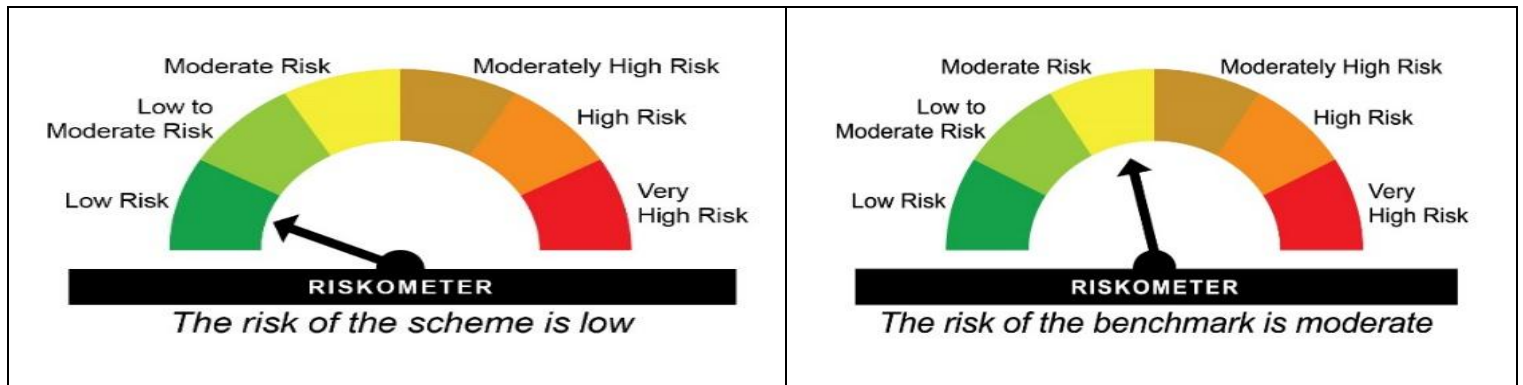
HDFC FMP 1406D August 2022 - Series 46 (Merging Scheme)
Fortnightly Portfolio disclosure as on 15-May-2026

	ISIN	Coupon (%)	Name Of the Instrument	Industry+ /Rating	Quantity	Market/ Fair Value (Rs. in Lacs.)	% to NAV	Yield
	DEBT INSTRUMENTS							
	(a) Listed / awaiting listing on Stock Exchanges							
	Government Securities (Central/State)							
●	IN2220160021	7.96	7.96% Maharashtra SDL Mat 290626^	Sovereign	67,25,000	6,744.04	25.01	5.3600
●	IN2220160013	8.08	8.08% Maharashtra SDL - Mat 150626^	Sovereign	65,00,000	6,512.58	24.15	5.3700
●	IN2920160024	8	8.0% Rajasthan SDL- Mat 250526^	Sovereign	20,00,000	2,001.22	7.42	5.4300
●	IN2920160123	8.19	8.19% Rajasthan SDL (UDAY Scheme- Strip IX) - ISD 230616 Mat 230626^	Sovereign	15,00,000	1,503.66	5.58	5.5500
●	IN3320160036	8.02	8.02% Uttar Pradesh SDL - Mat 250526^	Sovereign	14,50,000	1,450.90	5.38	5.4100
●	IN2020160049	8.07	8.07% Kerala SDL Mat 150626^	Sovereign	12,00,000	1,202.30	4.46	5.3900
●	IN000626C076		GOI STRIPS - Mat 160626^	Sovereign	11,05,500	1,100.70	4.08	5.1400
●	IN2920160032	8.07	8.07% Rajasthan Mat 150626^	Sovereign	10,50,000	1,051.99	3.90	5.4100
●	IN4520160040	8.02	8.02% Telangana SDL - Mat 250526^	Sovereign	10,00,000	1,000.61	3.71	5.4400
●	IN2920210084	6.1	6.1% Rajasthan SDL- Mat 250526^	Sovereign	10,00,000	1,000.15	3.71	5.4200
□	IN1020160025	8.09	8.09% Andhra Pradesh SDL - Mat 150626^	Sovereign	5,55,000	556.05	2.06	5.4300

<input type="checkbox"/>	IN3320160176	7.99	7.99% Uttar Pradesh SDL - Mat 290626^	Sovereign	5,00,000	501.43	1.86	5.3700
<input type="checkbox"/>	IN4520200085	6.24	6.24% Telangana SDL Mat 270526^	Sovereign	5,00,000	500.11	1.85	5.4200
<input type="checkbox"/>	IN000626C068		GOI STRIPS - Mat 230626^	Sovereign	5,00,000	497.33	1.84	5.1500
<input type="checkbox"/>	IN3320160168	8.08	8.08% Uttar Pradesh Mat 150626^	Sovereign	3,00,000	300.58	1.11	5.3800
<input type="checkbox"/>	Sub Total	<input type="checkbox"/>	<input type="checkbox"/>	<input type="checkbox"/>	<input type="checkbox"/>	25,923.65	96.12	<input type="checkbox"/>
	Total					25,923.65	96.12	
	MONEY MARKET INSTRUMENTS							
	TREPS - Tri-party Repo							
<input type="checkbox"/>			TREPS - Tri-party Repo			179.60	0.67	5.0700
<input type="checkbox"/>	Sub Total	<input type="checkbox"/>	<input type="checkbox"/>	<input type="checkbox"/>	<input type="checkbox"/>	179.60	0.67	<input type="checkbox"/>
	Total					179.60	0.67	
	OTHERS							
	Net Current Assets							
<input type="checkbox"/>			Net Current Assets			863.99	3.21	
<input type="checkbox"/>	Sub Total	<input type="checkbox"/>	<input type="checkbox"/>	<input type="checkbox"/>	<input type="checkbox"/>	863.99	3.21	<input type="checkbox"/>
	Total					863.99	3.21	
	Grand Total					26,967.24	100.00	
	Top Ten Holdings							
	+ Industry Classification as recommended by AMFI							
	£ - Sponsor Company							
	** Thinly Traded/ Non-Traded Securities (Equity) as on May 15, 2026							
	^ Non-Traded Securities (Debt) as on May 15, 2026							
	# Non Sensex Scrips							
	@ Less than 0.01%.							
	~ YTC i.e. Yield to Call is disclosed at security level only for Additional Tier 1 Bonds and Tier 2 Bonds issued by Banks as per AMFI Best Practices Notification 135/BP/91/2020-21 read with SEBI circular SEBI/HO/IMD/DF4/CIR/P/2021/034							
	Portfolio Classification by Asset Class(%)							
	G-Sec STRIPS, SDL		96.12					
	Cash, Cash Equivalents and Net Current Assets		3.88					
	Portfolio Classification by Rating Class(%)							
	Sovereign		96.12					
	Cash, Cash Equivalents and Net Current Assets		3.88					

	Notes :							
	1) NAV History							
	NAVs per unit (Rs.)	May 15, 2026	April 30, 2026					
	IDCW Option	12.7797	12.7536					
	Direct Plan - IDCW Option	12.9032	12.8755					
	Quarterly IDCW Option	10.0797	10.0591					
	Direct Plan - Quarterly IDCW Option	10.0840	10.0623					
	Growth Option	12.7797	12.7536					
	Direct Plan - Growth Option	12.9032	12.8755					
	Dividend History - Dividend declared during the fortnight ended May 15, 2026: Nil							
	Bonus History - Bonus declared during the fortnight ended May 15, 2026: Nil							
	2) Total below investment grade or default provided for and its percentage to NAV : Nil							
	3) Total investments in Foreign Securities / Overseas ETFs / ADRs / GDRs : Nil							
	4) Repo in Corporate Debt : Nil							
	5) Total outstanding exposure in Derivative Instruments as on May 15, 2026 : Nil							
	6) Annualised Portfolio YTM : 5.38%							
	7) Macaulay Duration : 29.52 Days							
	8) Residual Maturity (Average Portfolio Maturity-other than equity investments) : 30.51 Days							
	9) IDCW stands for Income Distribution							

	cum Capital Withdrawal							
	10) Riskometer based on Scheme Portfolio and Portfolio Benchmark " NIFTY Medium Duration Debt Index " as on April 30 2026.							



HDFC Banking and PSU Debt Fund (Surviving Scheme)
Fortnightly Portfolio disclosure as on 15-May-2026

	ISIN	Coupon (%)	Name Of the Instrument	Industry + /Rating	Quantity	Market/ Fair Value (Rs. in Lacs.)	% to NAV	Yield	~YTC (AT1 /Tier 2 bonds)
	DEBT INSTRUMENTS								
	(a) Listed / awaiting listing on Stock Exchanges								
	Government Securities (Central/State)								
●	IN0020230085	7.18	7.18% GOI MAT 140833	Sovereign	1,15,00,000	11,603.53	2.19	7.1400	
□	IN0020220151	7.26	7.26% GOI MAT 060233	Sovereign	85,00,000	8,629.68	1.63	7.0900	
□	IN0020210152	6.67	6.67% GOI MAT 151235^	Sovereign	80,00,000	7,767.87	1.46	7.2200	
□	IN1520230203	7.64	7.64% Gujarat SDL ISD 170124 MAT 170133^	Sovereign	50,00,000	5,005.65	0.94	7.7600	


<input type="checkbox"/>	IN0020240035	7.34	7.34% GOI MAT 220464	Sovereign	31,70,000	3,025.77	0.57	7.8600	
<input type="checkbox"/>	IN1520230211	7.64	7.64% % Gujarat SDL ISD 170124 Mat 170134^	Sovereign	30,00,000	2,997.17	0.56	7.8000	
<input type="checkbox"/>	IN1520230229	7.63	7.63% Gujarat SDL ISD 240124 Mat 240133^	Sovereign	25,00,000	2,501.52	0.47	7.7600	
<input type="checkbox"/>	IN1520230237	7.63	7.63% Gujarat SDL ISD 240124 Mat 240134^	Sovereign	20,00,000	1,996.95	0.38	7.8000	
<input type="checkbox"/>	IN0020250075	7.24	7.24% GOI MAT 180855	Sovereign	15,00,000	1,432.37	0.27	7.7700	
<input type="checkbox"/>	IN1320250294	7.72	7.72% Bihar SDL - MAT 250241^	Sovereign	10,00,000	987.71	0.19	8.0100	
<input type="checkbox"/>	IN1020250313	7.63	7.63% Andhra Pradesh SDL ISD 030925 MAT 030937^	Sovereign	10,00,000	985.29	0.19	7.9800	
<input type="checkbox"/>	IN2220250343	7.2	7.20% Maharashtra SDL MAT 231036^	Sovereign	10,00,000	962.77	0.18	7.8700	
<input type="checkbox"/>	IN2120250187	7.48	7.48% Madhya Pradesh MAT 011045^	Sovereign	10,00,000	962.18	0.18	8.0200	
<input type="checkbox"/>	IN0020250018	6.9	6.9% GOI MAT 150465	Sovereign	10,00,000	901.41	0.17	7.8500	
<input type="checkbox"/>	IN1020250289	7.48	7.48% Andhra Pradesh SDL ISD 030925 MAT 030933^	Sovereign	7,90,000	780.98	0.15	7.8300	
<input type="checkbox"/>	IN1020250305	7.62	7.62% Andhra Pradesh SDL ISD 030925 MAT 030936^	Sovereign	6,70,000	660.94	0.12	7.9600	
<input type="checkbox"/>	IN1020250297	7.48	7.48% Andhra Pradesh SDL ISD 030925 MAT 030934^	Sovereign	6,00,000	591.10	0.11	7.8700	
<input type="checkbox"/>	IN2220230196	7.63	7.63% Maharashtra SDL Mat 310135	Sovereign	5,00,000	496.93	0.09	7.8700	
<input type="checkbox"/>	IN1620250366	7.67	7.67% Haryana SDL MAT 250241^	Sovereign	5,00,000	490.61	0.09	8.0400	
<input type="checkbox"/>	IN2220250301	7.24	7.24% Maharashtra ISD 201025 Mat 100934^	Sovereign	5,00,000	487.37	0.09	7.8000	
<input type="checkbox"/>	IN1520250144	7.07	7.07% Gujarat SDL ISD 240925 MAT 240932^	Sovereign	3,60,000	351.80	0.07	7.6700	
<input type="checkbox"/>	IN1620250077	7.03	7.03% Haryana SDL ISD 110625 MAT 110639^	Sovereign	50,000	46.58	0.01	8.0300	
	Non- Convertible								

	debentures / Bonds								
●	INE053F08387	7.46	Indian Railways Finance Corp. Ltd.^	CRISIL - AAA	27,500	27,425.28	5.17	7.5600	
●	INE053F08353	7.57	Indian Railways Finance Corp. Ltd.^	CRISIL - AAA	20,000	20,005.34	3.77	7.5600	
●	INE377Y07482	8.1	Bajaj Housing Finance Ltd.^	CRISIL - AAA	15,000	15,049.83	2.84	7.7500	
●	INE020B08EA5	7.55	REC Limited.^	CRISIL - AAA	1,500	14,985.35	2.82	7.5900	
●	INE031A08699	8.41	Housing and Urban Development Corporation Ltd.^	CARE - AAA	1,250	12,772.36	2.41	7.6800	
●	INE040A08914	7.97	HDFC Bank Ltd.£^	CRISIL - AAA	12,500	12,568.01	2.37	7.8600	
●	INE261F08DV4	7.62	National Bank for Agri & Rural Dev.^	CRISIL - AAA	12,500	12,473.88	2.35	7.7100	
●	INE160A08324	7.34	Punjab National Bank^	CRISIL - AAA	12,500	12,087.56	2.28	7.8700	
●	INE377Y07474	8.05	Bajaj Housing Finance Ltd.^	CRISIL - AAA	10,000	10,047.53	1.89	7.8600	
□	INE556F08KL3	7.83	Small Industries Development Bank^	CRISIL - AAA	10,000	10,001.55	1.88	7.7900	
□	INE115A07QJ2	7.7	LIC Housing Finance Ltd.^	CRISIL - AAA	1,000	9,976.77	1.88	7.8300	
□	INE752E08718	7.7	Power Grid Corporation of India Ltd.^	CRISIL - AAA	10,000	8,008.29	1.51	7.6500	
□	INE020B08BC7	8.7	REC Limited.^	CRISIL - AAA	750	7,690.12	1.45	7.6500	
□	INE134E08ML8	7.55	Power Finance Corporation Ltd.^	CRISIL - AAA	7,500	7,503.80	1.41	7.2000	
□	INE557F08FZ1	7.59	National Housing Bank^	CRISIL - AAA	7,500	7,502.90	1.41	7.5700	
□	INE535H07CJ6	8.3	SMFG India Credit Company Ltd^	CARE - AAA	7,500	7,498.50	1.41	8.2900	
□	INE261F08EB4	7.49	National Bank for Agri & Rural Dev.^	CRISIL - AAA	7,500	7,497.04	1.41	7.2700	
□	INE040A08666	7.8	HDFC Bank Ltd.£^	CRISIL - AAA	7,500	7,478.75	1.41	7.8600	
□	INE134E08MA1	7.64	Power Finance Corporation Ltd.^	CRISIL - AAA	7,500	7,434.91	1.40	7.8000	
□	INE556F08KW0	7.42	Small Industries Development Bank	CRISIL - AAA	7,500	7,419.87	1.40	7.8400	
□	INE031A08939	7.29	Housing and Urban Development Corporation Ltd.^	CARE - AAA	7,500	7,269.11	1.37	7.7800	
□	INE261F08EG3	7.68	National Bank for Agri & Rural Dev.^	CRISIL - AAA	6,000	5,985.49	1.13	7.7700	
□	INE040A08773	7.8	HDFC Bank Ltd.£^	CRISIL - AAA	600	5,980.99	1.13	7.8600	

□	INE040A08674	7.79	HDFC Bank Ltd.£^	CRISIL - AAA	600	5,977.01	1.13	7.8600	
□	INE020B08BL8	8.6	REC Limited.^	CRISIL - AAA	550	5,644.38	1.06	7.6800	
□	INE020B08BJ2	8.8	REC Limited.^	CRISIL - AAA	500	5,149.90	0.97	7.6800	
□	INE261F08AX6	8.18	National Bank for Agri & Rural Dev.^	CRISIL - AAA	500	5,064.59	0.95	7.7700	
□	INE01XX07034	7.96	Pipeline Infrastructure Pvt. Ltd.	CRISIL - AAA	5,000	5,027.92	0.95	7.9400	
□	INE033L07IE2	8.1	TATA Capital Housing Finance Ltd.^	CRISIL - AAA	5,000	5,012.22	0.94	7.6200	
□	INE556F08KK5	7.79	Small Industries Development Bank^	CRISIL - AAA	5,000	5,003.31	0.94	7.7100	
□	INE557F08FY4	7.59	National Housing Bank^	CRISIL - AAA	5,000	5,001.92	0.94	7.5700	
□	INE514E08GB4	7.45	Export - Import Bank of India^	CRISIL - AAA	5,000	4,998.80	0.94	7.4600	
□	INE040A08708	6	HDFC Bank Ltd.£^	CRISIL - AAA	500	4,998.20	0.94	6.6400	
□	INE261F08EK5	7.44	National Bank for Agri & Rural Dev.	CRISIL - AAA	5,000	4,976.77	0.94	7.7000	
□	INE557F08FX6	7.51	National Housing Bank^	CARE - AAA	5,000	4,955.47	0.93	7.7400	
□	INE556F08KS8	7.34	Small Industries Development Bank^	CRISIL - AAA	5,000	4,939.09	0.93	7.8400	
□	INE053F08395	7.44	Indian Railways Finance Corp. Ltd.^	CRISIL - AAA	5,000	4,919.52	0.93	7.7200	
□	INE134E08NM4	7.38	Power Finance Corporation Ltd.^	CRISIL - AAA	5,000	4,905.01	0.92	7.8000	
□	INE556F08KZ3	6.66	Small Industries Development Bank	CRISIL - AAA	5,000	4,878.51	0.92	7.7900	
□	INE556F08LA4	6.74	Small Industries Development Bank^	CRISIL - AAA	5,000	4,869.76	0.92	7.8400	
□	INE153A08089	7.05	Mahanagar Telephone Nigam Ltd.^	BRICKWORKS - AA+(CE)	500	4,767.72	0.90	8.5000	
□	INE752E08742	7.55	Power Grid Corporation of India Ltd.^	CRISIL - AAA	5,000	3,986.13	0.75	7.6500	
□	INE153A08097	6.85	Mahanagar Telephone Nigam Ltd.^	BRICKWORKS - AA+(CE)	400	3,777.46	0.71	8.5000	
□	INE020B08EH0	7.77	REC Limited.^	CRISIL - AAA	3,500	3,509.55	0.66	7.5900	
□	INE062A08454	7.33	State Bank of India (Tier 2 - Basel III)^	CRISIL - AAA	35	3,439.06	0.65	7.5400	7.60 94

□	INE028A08315	7.75	Bank of Baroda (Tier 2 - Basel III)^	CRISIL - AAA	30	2,965.96	0.56	7.9400	8.2205
□	INE692Q07563	7.695	Toyota Financial Services India Ltd.^	ICRA - AAA	2,740	2,719.21	0.51	8.1000	
□	INE115A07OB4	8.7	LIC Housing Finance Ltd.^	CRISIL - AAA	250	2,551.53	0.48	7.8500	
□	INE053F07AY7	8.45	Indian Railways Finance Corp. Ltd.^	CRISIL - AAA	250	2,550.85	0.48	7.5300	
□	INE01XX07059	7.96	Pipeline Infrastructure Pvt. Ltd.^	CRISIL - AAA	2,500	2,506.56	0.47	7.7400	
□	INE134E08IX1	7.75	Power Finance Corporation Ltd.^	CRISIL - AAA	250	2,505.47	0.47	7.6000	
□	INE261F08ED0	7.83	National Bank for Agri & Rural Dev.^	CRISIL - AAA	2,500	2,504.40	0.47	7.3200	
□	INE040A08427	7.86	HDFC Bank Ltd. (Tier 2 - Basel III)£^	CRISIL - AAA	25	2,501.90	0.47	7.8300	
□	INE040A08369	7.95	HDFC Bank Ltd.£	CRISIL - AAA	250	2,501.45	0.47	7.4000	
□	INE020B08EP3	7.77	REC Limited.^	CRISIL - AAA	2,500	2,501.20	0.47	7.2900	
□	INE020B08EX7	7.64	REC Limited.^	ICRA - AAA	2,500	2,501.11	0.47	7.5700	
□	INE134E08MG8	7.82	Power Finance Corporation Ltd.^	CRISIL - AAA	2,500	2,500.90	0.47	7.8000	
□	INE261F08EJ7	7.64	National Bank for Agri & Rural Dev.^	ICRA - AAA	2,500	2,488.46	0.47	7.7700	
□	INE556F08KU4	7.51	Small Industries Development Bank^	CRISIL - AAA	2,500	2,487.98	0.47	7.7700	
□	INE053F08411	7.37	Indian Railways Finance Corp. Ltd.^	CRISIL - AAA	2,500	2,487.82	0.47	7.5600	
□	INE242A08569	7.25	Indian Oil Corporation Ltd.^	CRISIL - AAA	2,500	2,486.17	0.47	7.4100	
□	INE261F08EO7	7.48	National Bank for Agri & Rural Dev.	CRISIL - AAA	2,500	2,485.47	0.47	7.7300	
□	INE261F08BX4	7.43	National Bank for Agri & Rural Dev.^	ICRA - AAA	250	2,484.10	0.47	7.7700	
□	INE511C07847	7.7	Poonawalla Fincorp Ltd^	CRISIL - AAA	2,500	2,474.58	0.47	8.2800	
□	INE020B08FB0	7.53	REC Limited.^	CRISIL - AAA	2,500	2,460.49	0.46	7.8000	
□	INE153A08105	8	Mahanagar Telephone Nigam Ltd.^	CARE - AAA(CE)	250	2,458.21	0.46	8.5100	
□	INE261F08ES8	7.01	National Bank for Agri & Rural Dev.^	CRISIL - AAA	2,500	2,456.65	0.46	7.7000	
□	INE557F08GD6	7.35	National Housing Bank	CARE - AAA	2,500	2,456.27	0.46	7.7400	

<input type="checkbox"/>	INE0BWS07045	7.45	Altius Telecom Infrastructure Trust^	CRISIL - AAA	2,500	2,444.99	0.46	8.0300	
<input type="checkbox"/>	INE062A08231	6.8	State Bank of India (Tier 2 - Basel III)^	CRISIL - AAA	250	2,443.90	0.46	7.1400	7.4195
<input type="checkbox"/>	INE020B08DA7	6.9	REC Limited.^	CRISIL - AAA	250	2,415.83	0.46	7.7600	
<input type="checkbox"/>	INE556F08LC0	7.22	Small Industries Development Bank^	CRISIL - AAA	2,000	1,967.92	0.37	7.8500	
<input type="checkbox"/>	INE296A07TI6	7.57	Bajaj Finance Ltd.^	CRISIL - AAA	1,500	1,477.53	0.28	8.0300	
<input type="checkbox"/>	INE053F07BR9	7.95	Indian Railways Finance Corp. Ltd.^	CRISIL - AAA	50	505.29	0.10	7.5600	
<input type="checkbox"/>	INE296A07TH8	7.55	Bajaj Finance Ltd.^	CRISIL - AAA	500	484.86	0.09	8.0400	
	Zero Coupon Bonds / Deep Discount Bonds								
<input type="checkbox"/>	INE053F08536		Indian Railways Finance Corp. Ltd.	CRISIL - AAA	5,000	2,597.91	0.49	7.1000	
<input type="checkbox"/>	Sub Total	<input type="checkbox"/>	<input type="checkbox"/>	<input type="checkbox"/>	<input type="checkbox"/>	4,76,506.68	89.76	<input type="checkbox"/>	<input type="checkbox"/>
	(c) Securitized Debt Instruments								
	Securitized Debt Instruments								
<input type="checkbox"/>	INE2I7G15010		Shivshakti Securitisation Trust (Originator - Sikka Ports & Terminals Limited)^	CRISIL - AAA(SO)	75	7,402.75	1.39	8.0400	
<input type="checkbox"/>	INE2I7F15012		Siddhivinayak Securitisation Trust (Originator - Sikka Ports & Terminals Limited)^	CRISIL - AAA(SO)	50	4,946.19	0.93	8.0300	
<input type="checkbox"/>	Sub Total	<input type="checkbox"/>	<input type="checkbox"/>	<input type="checkbox"/>	<input type="checkbox"/>	12,348.94	2.32	<input type="checkbox"/>	<input type="checkbox"/>
	Total					4,88,855.62	92.08		
	MONEY MARKET INSTRUMENTS								
	Certificate Of Deposit (CD)								
<input type="checkbox"/>	INE692A16KU1		Union Bank of India^	ICRA - A1+	2,000	9,521.90	1.79	7.3900	
<input type="checkbox"/>	INE692A16KF2		Union Bank of India^	IND - A1+	500	2,498.38	0.47	5.9400	

<input type="checkbox"/>	INE028A16KX2		Bank of Baroda^	CARE - A1+	500	2,386.29	0.45	7.4000	
	TREPS - Tri-party Repo								
<input type="checkbox"/>			TREPS - Tri-party Repo			11,480.89	2.16	5.0700	
<input type="checkbox"/>	Sub Total	<input type="checkbox"/>	<input type="checkbox"/>	<input type="checkbox"/>	<input type="checkbox"/>	25,887.46	4.87	<input type="checkbox"/>	<input type="checkbox"/>
	Total					25,887.46	4.87		
	OTHERS								
	Alternative Investment Fund Units								
<input type="checkbox"/>	INF0RQ622028		Corporate Debt Market Development Fund		15,349	1,806.95	0.34		
	Net Current Assets								
<input type="checkbox"/>			Net Current Assets			14,211.71	2.71		
<input type="checkbox"/>	Sub Total	<input type="checkbox"/>	<input type="checkbox"/>	<input type="checkbox"/>	<input type="checkbox"/>	16,018.66	3.05	<input type="checkbox"/>	<input type="checkbox"/>
	Total					16,018.66	3.05		
	Grand Total					5,30,761.74	100.00		
	Top Ten Holdings								
	+ Industry Classification as recommended by AMFI								
	£ - Sponsor Company								
	** Thinly Traded/ Non-Traded Securities (Equity) as on May 15, 2026								
	^ Non-Traded Securities (Debt) as on May 15, 2026								
	# Non Sensex Scrips								
	@ Less than 0.01%.								
	~ YTC i.e. Yield to Call is disclosed at security level only for Additional Tier 1 Bonds and Tier 2 Bonds issued by Banks as per AMFI Best Practices Notification 135/BP/91/2020-21 read with SEBI circular SEBI/HO/IMD/DF4/CIR/P/2021/034								
	This scheme has exposure to floating rate instruments and / or interest rate derivatives. The duration of these instruments is linked to the interest rate reset period. The interest rate risk in a floating rate instrument or in a fixed rate instrument hedged with derivatives is likely to be lesser than that in an equivalent maturity fixed rate instrument. Under some market circumstances the volatility may be of an order greater than what may ordinarily be expected considering only its duration. Hence investors are recommended to consider the unadjusted portfolio maturity of the scheme as well and exercise adequate due diligence when deciding to make their investments								
	Portfolio Classification by Asset Class(%)								
	Alternative Investment Fund Units					0.34			
	G-Sec, SDL					10.11			
	Securitized Debt Instruments					2.32			
	CD					2.71			
	Credit Exposure					79.65			

Capital Withdrawal									
11)Riskometer based on Scheme Portfolio and Portfolio Benchmark Nifty Banking & PSU Debt Index A-II (" as on April 30 2026.									



Annexure 2

HDFC FMP 1406D August 2022 - Series 46 (Merging Scheme) (As on April 30, 2026)

HDFC FMP 1406D August 2022 - Series 46 - Regular Plan - Growth Option

Period	Returns (%) ^	Benchmark Returns (%) #
Last 1 Year	5.92	3.53
Last 3 Years	6.93	6.52
Since Inception*	6.83	6.54

^ Past performance may or may not be sustained in the future

Returns greater than one year are compounded annualized (CAGR).

* Inception Date: August 25, 2022

NIFTY Medium Duration Debt Index

Since inception returns are calculated on Rs. 10 (allotment price).

HDFC FMP 1406D August 2022 - Series 46 - Direct Plan - Growth Option

Period	Returns (%) ^	Benchmark Returns (%) #
Last 1 Year	6.19	3.53
Last 3 Years	7.20	6.52
Since Inception*	7.10	6.54

^ Past performance may or may not be sustained in the future

Returns greater than one year are compounded annualized (CAGR).

* Inception Date: August 25, 2022

NIFTY Medium Duration Debt Index

Since inception returns are calculated on Rs. 10 (allotment price)

HDFC Banking and PSU Debt Fund (Surviving Scheme) (As on April 30, 2026)

HDFC Banking and PSU Debt Fund - Regular Plan - Growth Option

Period	Returns (%) ^	Benchmark Returns (%) #
Last 1 Year	4.12	4.85
Last 3 Years	6.68	6.70
Last 5 Years	5.79	5.64
Since Inception*	7.42	7.24

^ Past performance may or may not be sustained in the future

Returns greater than one year are compounded annualized (CAGR).

* Inception Date: March 26, 2014

Nifty Banking & PSU Debt Index A-II

Since inception returns are calculated on Rs. 10 (allotment price).

HDFC Banking and PSU Debt Fund - Direct Plan - Growth Option

Period	Returns (%) ^	Benchmark Returns (%) #
Last 1 Year	4.51	4.85
Last 3 Years	7.10	6.70
Last 5 Years	6.22	5.64

Since Inception*	7.81	7.24
------------------	------	------

^ Past performance may or may not be sustained in the future
Returns greater than one year are compounded annualized (CAGR).
**Inception Date: March 26, 2014*
Nifty Banking & PSU Debt Index A-II
Since inception returns are calculated on Rs. 10 (allotment price)

Annexure 3

CONSENT FOR MERGER

Sub: Merger of HDFC FMP 1406D August 2022 - Series 46 (the FMP) (Merging Scheme) into HDFC Banking and PSU Debt Fund (Surviving Scheme)

I/We hereby express my consent to merge the FMP into HDFC Banking and PSU Debt Fund with effect from **June 30, 2026 (“Effective Date”)** and consequently receive the corresponding number of units in the Surviving Scheme:

Name of the Fixed Maturity Plan	:	HDFC FMP 1406D August 2022 - Series 46
Folio No.	:	
<i>(The details in our records under the folio number mentioned will apply)</i>		
OR		
Demat Account Details		
NSDL/CDSL	:	
DP Name	:	
DP ID	:	
Beneficiary Account No	:	

I / We hereby confirm and declare as under: -

- i. I / We hereby agree and confirm having read and understood the contents of the letter intimating about the said merger.
- ii. I / We are authorized to provide the Consent and have read, understood and hereby agree to comply with the terms and conditions of the scheme related documents of Surviving Scheme.

Signature(s)

First/Sole Unit holder/Guardian

Second Unit holder

Third Unit holder

Where **the mode of holding is “joint”, all Unit holders are required to sign**. Signature(s) should be as it appears on the Application form and in the same order.

Instructions

1. Unless consent is provided for merger, maturity proceeds shall be dispatched to / credited in the bank account of the Unit holder within 3 Working Days of the Maturity Date.
2. Unitholders whose folios are not KYC compliant are requested to immediately update their KYC to be eligible to furnish positive consent or to receive Maturity Proceeds.
3. It may be noted that Maturity/IDCW proceeds shall be transferred to Unclaimed Redemption/IDCW Account in respect of Unitholders whose folios are not KYC compliant.
4. **Manner of providing consent:**

Investors must submit their consent to the merger latest by **5.30 p.m. on June 29, 2026** in any of the following modes:

- i. Submitting original signed consent form by all joint holders at any of the Official Points of Acceptance.
 - ii. By way of an email from email id registered in the folio to fmppmerger@hdfcfund.com
In case of joint holders where mode of holding is "joint", all joint holders have to sign the consent form, and a scanned copy of the same should be sent from the email id registered in the folio.
 - iii. Online transaction modes such as investor portal on the Fund's website, app, or any other mode made available by the Fund from time to time to submit the consent.
5. Units on which lien /pledge has been marked can be merged subject to no objection from lien holder/pledgee and the consent being submitted within the specified time. If the lien/pledge is invoked by the financier (i.e. bank/financial institution/NBFC) on the maturity date, the maturity proceeds will be paid to the financier and the consent for merger in such cases will be deemed as invalid.