

## Letter to all the Unitholders

Dear Unitholder,

Date: August 13, 2025

### Sub: Merger of HDFC FMP 1158D July 2022 - Series 46, a close ended debt scheme into HDFC Banking and PSU Debt Fund, an open ended debt scheme

Unit holders are requested to note that the following schemes would be undergoing a merger as detailed in the table below.

Unit holders are requested to note that the merger or consolidation of the scheme/s will tantamount to a change in the fundamental attributes in accordance with Regulation 25 (26) of the SEBI (Mutual Funds) Regulations, 1996 (“**MF Regulations**”). The proposed merger or consolidation shall be carried out by implementing a change in the fundamental attributes of the Merging Scheme.

The Board of Directors of HDFC Asset Management Company Limited (“**the AMC**”) and the Board of Directors of HDFC Trustee Company Limited (“**the Trustees**”) have approved the same proposal on March 07, 2025. Further, SEBI has also issued its no objection to the said merger vide its letter dated **July 22, 2025**.

In addition to conditions specified under regulation 18(15A), the Trustees have also taken into consideration the comments of SEBI, prior to effecting a change in fundamental attributes of the Merging Scheme. For further details with respect to the merger please refer to the points below:

- 1. Name of the Scheme/s merging (close ended) and surviving Scheme (open ended):**  
HDFC FMP 1158D July 2022 - Series 46 (“**Merging Scheme**”) and HDFC Banking and PSU Debt Fund (“**Surviving Scheme**”).
- 2. Proposal:** Merger of HDFC FMP 1158D July 2022 - Series 46 into HDFC Banking and PSU Debt Fund
- 3. Rationale for the merger:** The merger will help investors in the Merging Scheme who have consented for the merger, to continue with their investments in the Surviving Scheme with portfolio consisting predominantly of securities issued by entities such as Schedule Commercial Banks (SCBs), Public Sector Undertakings (PSUs), Public Financial Institutions (PFIs) and Municipal Corporations and such other bodies. The merger will also be more tax efficient for the unitholders of the Merging Scheme as it will not force capital gains on investors on maturity. Investors can continue to avail tax benefits till the time they choose to remain invested, otherwise, they may be taxed at marginal tax rate on the maturity of the merging scheme.
- 4. Public Notice:** A Public Notice cum Addendum announcing the merger has been published in Financial Express and Navshakti editions of August 13, 2025.
- 5. Consequences of merger:** Unit holders of the Merging Scheme who provide consent for the merger will be allotted units under the corresponding Plan / Option of the Surviving Scheme at the Ex - IDCW Net Asset Value (“NAV”) of the Effective Date of the merger. It may be noted that investors under the IDCW options of the Merging Scheme will be allotted units in the existing IDCW option of the Surviving Scheme under the relevant Plan / Option viz Direct / Regular. Refer illustration below for basis of allotment.

Provided that, where units are held without distributor code in the Option / Plan of the Merging Scheme or where ARN is invalid, units of equivalent value in the Direct Plan of the Surviving Scheme under

the corresponding Option will be allotted. Accordingly, the assets and liabilities of the Merging Scheme will be taken over by the Surviving Scheme upon Merger and the Merging Scheme shall cease to exist.

This merger will not result in creation of any new scheme, as the Merging Scheme will merge into the Surviving Scheme. Further, no changes are proposed in any of the scheme provisions of the Surviving Scheme and accordingly, interest of unitholders of Surviving Scheme shall not be adversely affected on account of the proposed merger.

**6. Exit Option Period for (Open Ended Scheme) / Positive Consent Period for (Close Ended Scheme):**  
August 26, 2025 to September 24, 2025 (both days inclusive).

**7. Effective Date of merger:** September 25, 2025

**8. Basis of allotment of new units by way of a numerical illustration:**





Effective Date of Merger i.e. September 25, 2025		
NAV per unit of the Plan / Option of the Merging Scheme	(A)	₹20.000
Units outstanding in Merging Scheme	(B)	50.000
Outstanding value in Merging Scheme	(A) X (B) = (C)	₹1000.00
NAV of the corresponding Plan / Option of the Surviving Scheme	(D)	₹25.000
Units allotted in the corresponding Plan / Option of the Surviving Scheme	(C) / (D) = (E)	40.000
Value of the units allotted in the Surviving Scheme	(D) X (E) = (F)	₹1000.00

As can be seen above, the value of units held by an Investor before and after the merger will be the same.

Please note that the aforesaid is only an illustration and the actual number of units to be allotted under the Surviving Scheme will be determined by the value of units held in Merging Scheme and the NAVs of Merging Scheme and Surviving Scheme on the Effective Date of Merger.

**9. The comparison between features of the Merging Scheme and Surviving Scheme is as follows:**

Particulars	Merging Scheme Features	Surviving Scheme Features
<b>Name of Scheme</b>	HDFC FMP 1158D July 2022- Series 46	HDFC Banking and PSU Debt Fund
<b>Category of Scheme</b>	Close ended Scheme	Open ended Scheme
<b>Type of Scheme</b>	A Close Ended Income Scheme With Tenure 1158 Days, A Relatively High Interest Rate Risk and Relatively Low Credit Risk.	An open ended debt scheme predominantly investing in debt instruments of banks, Public Sector Undertakings, Public Financial Institutions and Municipal Bonds. A Relatively High Interest Rate Risk and Moderate Credit Risk.

Particulars	Merging Scheme Features	Surviving Scheme Features																																								
<b>Product Labelling (As on July 31, 2025)</b>	<p>This product is suitable for investors who are seeking:</p> <ul style="list-style-type: none"> <li>Regular income over 1158 days (tenure of the plan).</li> <li>Investment in debt and money market instruments and government securities.</li> </ul> <p><b>Scheme Riskometer:</b></p>  <p><b>Benchmark Riskometer:</b></p> 	<p>This product is suitable for investors who are seeking:</p> <ul style="list-style-type: none"> <li>income over short to medium term.</li> <li>to generate income/capital appreciation through investments in debt and money market instruments consisting predominantly of securities issued by entities such as Scheduled Commercial Banks (SCBs), Public Sector undertakings (PSUs), Public Financial Institutions (PFIs), Municipal Corporations and such other bodies.</li> </ul> <p><b>Scheme Riskometer:</b></p>  <p><b>Benchmark Riskometer:</b></p> 																																								
<b>Potential Risk Class Matrix</b>	<table border="1" data-bbox="316 1249 826 1473"> <thead> <tr> <th>Credit Risk →</th> <th>Relatively Low (Class A)</th> <th>Moderate (Class B)</th> <th>Relatively High (Class C)</th> </tr> </thead> <tbody> <tr> <td>Interest Rate Risk ↓</td> <td></td> <td></td> <td></td> </tr> <tr> <td>Relatively Low (Class I)</td> <td></td> <td></td> <td></td> </tr> <tr> <td>Moderate (Class II)</td> <td></td> <td></td> <td></td> </tr> <tr> <td>Relatively High (Class III)</td> <td style="background-color: #cccccc;">A-III</td> <td></td> <td></td> </tr> </tbody> </table> <p style="text-align: center;">A-III - A Scheme with Relatively High Interest Rate Risk and Relatively Low Credit Risk.</p>	Credit Risk →	Relatively Low (Class A)	Moderate (Class B)	Relatively High (Class C)	Interest Rate Risk ↓				Relatively Low (Class I)				Moderate (Class II)				Relatively High (Class III)	A-III			<table border="1" data-bbox="858 1249 1385 1473"> <thead> <tr> <th>Credit Risk →</th> <th>Relatively Low (Class A)</th> <th>Moderate (Class B)</th> <th>Relatively High (Class C)</th> </tr> </thead> <tbody> <tr> <td>Interest Rate Risk ↓</td> <td></td> <td></td> <td></td> </tr> <tr> <td>Relatively Low (Class I)</td> <td></td> <td></td> <td></td> </tr> <tr> <td>Moderate (Class II)</td> <td></td> <td></td> <td></td> </tr> <tr> <td>Relatively High (Class III)</td> <td></td> <td style="background-color: #cccccc;">B-III</td> <td></td> </tr> </tbody> </table> <p style="text-align: center;">B-III - A Scheme with Relatively High Interest Rate Risk and Moderate Credit Risk.</p>	Credit Risk →	Relatively Low (Class A)	Moderate (Class B)	Relatively High (Class C)	Interest Rate Risk ↓				Relatively Low (Class I)				Moderate (Class II)				Relatively High (Class III)		B-III	
Credit Risk →	Relatively Low (Class A)	Moderate (Class B)	Relatively High (Class C)																																							
Interest Rate Risk ↓																																										
Relatively Low (Class I)																																										
Moderate (Class II)																																										
Relatively High (Class III)	A-III																																									
Credit Risk →	Relatively Low (Class A)	Moderate (Class B)	Relatively High (Class C)																																							
Interest Rate Risk ↓																																										
Relatively Low (Class I)																																										
Moderate (Class II)																																										
Relatively High (Class III)		B-III																																								
<b>Investment Objective</b>	<p>To generate income through investments in Debt / Money Market Instruments and Government Securities maturing on or before the maturity date of the respective Plan(s).</p> <p><b>There is no assurance that the investment objective of the Scheme will be realized.</b></p>	<p>To generate income/capital appreciation through investments in debt and money market instruments consisting predominantly of securities issued by entities such as Scheduled Commercial Banks (SCBs), Public Sector undertakings (PSUs), Public Financial Institutions (PFIs), Municipal Corporations and such other bodies.</p> <p><b>There is no assurance that the investment objective of the Scheme will be achieved.</b></p>																																								

Particulars	Merging Scheme Features	Surviving Scheme Features																
<b>Asset Allocation Pattern</b>	<p><b>For Plans having tenure above 36 months to 132 months:</b></p> <table border="1" data-bbox="320 360 821 719"> <thead> <tr> <th data-bbox="320 360 549 517">Type of Instruments*</th> <th data-bbox="549 360 679 517">Minimum Allocation (% of Total Assets)</th> <th data-bbox="679 360 821 517">Maximum Allocation (% of Total Assets)</th> </tr> </thead> <tbody> <tr> <td data-bbox="320 517 549 658">Debt Instruments@ and Government Securities</td> <td data-bbox="549 517 679 658">80</td> <td data-bbox="679 517 821 658">100</td> </tr> <tr> <td data-bbox="320 658 549 719">Money Market Instruments</td> <td data-bbox="549 658 679 719">0</td> <td data-bbox="679 658 821 719">20</td> </tr> </tbody> </table> <p>*Including securitized debt, structured obligations (SO), credit enhanced debt (CE). Investment in Securitized debt if undertaken, would not exceed 40% of the net assets of the Plan(s) under the Scheme. In accordance with provisions of clause 12.3.1 of SEBI Master Circular, investment in the following instruments shall not exceed 10% of the debt portfolio of the Scheme and the group exposure in such instruments shall not exceed 5% of the debt portfolio of the Scheme:</p> <p>a. Unsupported rating of debt instruments (i.e. without factoring-in credit enhancements) is below investment grade; and</p> <p>b. Supported rating of debt instruments (i.e. after factoring-in credit enhancement) is above investment grade</p> <p>For this purpose, a group means a group as defined under regulation 2 (mm) of the Regulations and shall include an entity, its subsidiaries, fellow subsidiaries, its holding company and its associates.</p> <p>@ Includes CDs issued by All-India Financial Institutions permitted by RBI from time to time.</p>	Type of Instruments*	Minimum Allocation (% of Total Assets)	Maximum Allocation (% of Total Assets)	Debt Instruments@ and Government Securities	80	100	Money Market Instruments	0	20	<table border="1"> <thead> <tr> <th data-bbox="842 264 1086 427" rowspan="2">Instruments</th> <th colspan="2" data-bbox="1086 264 1396 349">Indicative allocations (% of total assets)</th> </tr> <tr> <th data-bbox="1086 349 1235 427">Minimum</th> <th data-bbox="1235 349 1396 427">Maximum</th> </tr> </thead> </table>	Instruments	Indicative allocations (% of total assets)		Minimum	Maximum		
		Type of Instruments*	Minimum Allocation (% of Total Assets)	Maximum Allocation (% of Total Assets)														
		Debt Instruments@ and Government Securities	80	100														
		Money Market Instruments	0	20														
		Instruments	Indicative allocations (% of total assets)															
Minimum	Maximum																	
Debt (including securitised debt) and Money Market Instruments issued by Scheduled Commercial Banks, Public Sector Undertakings (PSU), Public Financial Institutions, Municipal Corporations and such other bodies@	80	100																
Debt (including government securities) and Money Market Instruments issued by entities other than the above@	0	20																
Units issued by REITs and InvITs	0	10																
<p>@ As required under clause 4.6. of Master Circular, the Scheme shall hold at least 10% of its net assets in liquid assets ('liquid assets' shall include Cash, Government Securities, T-bills and Repo on Government Securities). In case of reduction in exposure to such liquid assets / securities below 10%, the AMC shall ensure that the above requirement is complied with before making any further investments. Further, the asset allocation limits shown above will be calculated after excluding this 10% limit.</p>																		

Particulars	Merging Scheme Features	Surviving Scheme Features
<b>Investment Strategy</b>	<p>The primary objective of the Plan(s) under the Scheme is to generate income through investments in Debt / Money Market Instruments and Government Securities maturing on or before the maturity date of the respective Plan(s). The Scheme has the flexibility to invest in a range of debt instruments and would seek to minimise interest rate risk while avoiding undue credit risks.</p> <p>The Scheme would make investment in securities in the investment universe based on market spreads and liquidity, so as to match the investment horizon with the scheme maturity. The investments would be based on interest rate expectations arising out of macroeconomic analysis. This includes analysis of inflation data and trends in macro variables such as credit growth, liquidity, money supply growth, fiscal numbers and the global interest environment.</p> <p>Though every endeavor will be made to achieve the objective of the Scheme, the AMC/Sponsors/ Trustee do not guarantee that the investment objective of the Scheme will be achieved. No guaranteed returns are being offered under the Scheme.</p>	<p>The Scheme aims to invest in debt and money market instruments issued by entities such as Scheduled Commercial Banks, Public Financial Institutions (PFIs), Public Sector Undertakings (PSUs), Municipal Corporations and such other bodies. The Scheme shall endeavour to develop a well-diversified portfolio of debt (including securitised debt) and other instruments.</p> <p>The Scheme may also invest in the schemes of Mutual Funds. The Scheme may seek investment opportunity in the Foreign Debt Securities, in accordance with guidelines stipulated in this regard by SEBI and RBI from time to time. Investment in Foreign Debt Securities may be done in government securities and in debt/ money market instruments issued by Foreign Commercial Banks/ PSUs/PFIs/Municipal bodies. The Scheme may also invest in the hybrid securities viz. units of REITs and InvITs for diversification and subject to necessary stipulations by SEBI from time to time.</p> <p>As part of the Fund Management process, the Scheme may use derivative instruments such as futures and options, or any other derivative instruments that are permissible or may be permissible in future under applicable regulations. However, trading in derivatives by the Scheme shall be for restricted purposes as permitted by the regulations.</p> <p>Though every endeavor will be made to achieve the objective of the Scheme, the AMC/Sponsors/ Trustee do not guarantee that the investment objective of the Scheme will be achieved. No guaranteed returns are being offered under the Scheme.</p>
<b>Benchmark</b>	NIFTY Medium Duration Debt Index	Nifty Banking & PSU Debt Index A-II
<b>Fund Manager</b>	Anupam Joshi	Anil Bamboli and Dhruv Muchhal
<b>Exit Load</b>	Nil	Nil
<b>Plan &amp; Option</b>	<p>Plans / Options: Regular and Direct</p> <p>Regular and Direct Options offer the following sub-options:</p> <p>(a) Growth</p> <p>(b) Payout of Income Distribution cum Capital Withdrawal (IDCW) Option which offers following Sub-Options: Quarterly IDCW and Normal IDCW.</p>	<p>Plans: Regular and Direct.</p> <p>Each Plan offers the following sub-options:</p> <p>a) Growth Option</p> <p>b) Income Distribution cum Capital Withdrawal (IDCW) Option.</p> <p>This Option offers following Sub-Options / facilities:</p> <p>i. Weekly Payout of Income Distribution cum Capital Withdrawal (IDCW) Option / facility and</p> <p>ii. Weekly Re-investment of Income Distribution cum Capital Withdrawal (IDCW) Option / facility.</p>

Particulars	Merging Scheme Features	Surviving Scheme Features
<b>Expense Ratio as per SID with actual charged</b>	Upto 1.00% of the daily net assets  <b>Actual charged as on July 31, 2025</b> Regular Plan - 0.37% Direct Plan - 0.1%	Upto 2.00% of the daily net assets based on applicable slab rates  <b>Actual charged as on July 31, 2025</b> Regular Plan - 0.78% Direct Plan - 0.39%
<b>Number of folios along with AUM (as on July 31, 2025)</b>	Number of folios: 662 AUM: 167.62 crores	Number of folios: 22,662 AUM: 5935.22 crores
<b>Unclaimed Redemptions and IDCW (as on July 31, 2025)</b>	<b>Unclaimed Redemptions</b> Amount – Not Applicable No. of investors – Not Applicable  <b>Unclaimed IDCW</b> Amount – NIL No. of investors - NIL	<b>Unclaimed Redemptions</b> Amount – Rs. 89,626.75 No. of investors – 41  <b>Unclaimed IDCW</b> Amount – Rs. 20,259.35 No. of investors - 144
<b>Segregated Portfolio</b>	Currently, the scheme does not have a segregated portfolio. However, the Scheme has enabling provisions to create a segregated portfolio(s) under certain circumstances.	Currently, the scheme does not have a segregated portfolio. However, the Scheme has enabling provisions to create a segregated portfolio(s) under certain circumstances.
<b>Percentage of Total exposure to securities classified as below investment grade or defaults and total illiquid assets to net assets</b>	0%	0%
<b>Swing Pricing Framework</b>	Not applicable	At present the scheme has not triggered swing pricing. However, the Scheme has enabling provision to trigger Mandatory swing pricing under certain circumstances.
<b>Latest Portfolio of the schemes</b>	Please refer to Annexure 1	Please refer to Annexure 1
<b>Performance of the schemes vis-à-vis the benchmark (since inception)</b>	Please refer to Annexure 2	Please refer to Annexure 2

10. In line with regulatory requirements, in case, where unitholders of a Merging Scheme are in agreement with the proposed merger, they are required to fill the consent form or provide positive consent within consent period i.e. August 26, 2025 to September 24, 2025 (both days inclusive).

The consent form for merger is enclosed as **Annexure 3**. Consent form is also made available on our website [www.hdfcfund.com](http://www.hdfcfund.com). Investors may submit their consent latest by **5.30 p.m.** till **September 24, 2025** through any of the following modes:

- (i) Submitting original signed consent form by all joint holders at any of the Official Points of Acceptance.
- (ii) By way of an email from email id registered in the folio to [fmpmerger@hdfcfund.com](mailto:fmpmerger@hdfcfund.com)  
In case of joint holders where mode of holding is "joint", all joint holders have to sign the consent form, and a scanned copy of the same should be sent from the email id registered in the folio.
- (iii) Online transaction modes such as investor portal on the Fund's website, app, or any other mode made available by the Fund from time to time to submit the consent.

Units on which lien /pledge has been marked can be merged subject to no objection from lien holder/pledgee and the consent being submitted within the specified time. If the lien/pledge is invoked by the financier (i.e. bank/financial institution/NBFC) on the maturity date, the maturity proceeds will be paid to the financier and the consent for merger in such cases will be deemed as invalid.

In case the unitholders of such Merging Scheme are not in agreement with the aforesaid merger, then no action is required from such unitholder(s) end. Consequently, the investments held by the unitholder under the Merging Scheme shall be redeemed at applicable NAV on the aforementioned effective date of merger and the redemption proceeds shall be remitted/ dispatched to such Unitholders of the Merging Scheme within 3 (three) working days from such redemption.

Note: Once consent is provided, investors are deemed to have read and provided the confirmations and declarations as per the consent form.

Unitholders whose folios are not KYC compliant are requested to **immediately** update their KYC to be eligible to furnish positive consent or to receive Maturity/IDCW Proceeds.

It may be noted that Maturity/IDCW proceeds shall be transferred to Unclaimed Redemption/IDCW Account in respect of Unitholders whose folios are not KYC compliant.

11. In accordance with Regulation 25(26) of the SEBI (Mutual Funds) Regulations, 1996, all the existing unit holders under the Surviving Scheme, are given an option to exit the Scheme at the applicable Net Asset Value without any exit load on such redemption. This option is valid for a period of 30 days.
12. Please note that unit holders of the Surviving Scheme, who do not opt for redemption on or before **September 24, 2025 (up to 3 p.m.)** shall be deemed to have consented to the changes specified herein above and shall continue to hold units in the Surviving Scheme.
13. In case the unitholders of Surviving Scheme, who have been given an exit option without any exit load, disagree with the aforesaid changes, they may redeem all or part of the units of the scheme held by them by exercising the Exit Option, without exit load, within the Exit Option Period. Unitholders need to submit a redemption / switch request online or through a physical application form at any official point of acceptance/investor service centre of the AMC or the Registrar and Transfer Agents of the Fund or to the depository participant (DP) (in case of units held in Demat mode). The above information is also available on the website viz., <https://www.hdfcfund.com>. The redemption warrant/cheque will be mailed or the amount of redemption will be credited to the unit holders bank account (as registered in the records of the Registrar) within 3 (three) working days from the date of receipt of redemption request.
14. Unit holders can also submit the normal redemption form for this purpose. The redemption/ switch requests shall be processed at applicable NAV as per time stamping provisions contained in the SID of the Scheme. Unit holders should ensure that any changes in address or pay-out bank details if required by them, are updated in HDFC Mutual Fund records at least 10 (Ten) working days before exercising the Exit Option. Unit holders holding Units in dematerialized form may approach their DP for such changes.
15. Unit holders who have pledged / encumbered their units will not have the option to exit unless they submit a release of their pledges / encumbrances prior to submitting their redemption / switch requests.
16. In case investors, who had registered for Systematic investment facilities such as SIP/STP/SWAP in the Merging Scheme, decide to continue their investments i.e. do not opt for the Exit Option, then such SIP/STP/SWAP registrations will continue to be processed under the respective Plan/Option of the surviving scheme from the Effective Date and no fresh registration will be required. Further, investors who have registered

for Systematic investment facilities in the Scheme and who do not wish to continue their future investment facilities must apply for cancellation of such registrations.

17. It may however be noted that the offer to exit is purely optional and not compulsory. If the Unit holder has no objection to the aforesaid change, no action is required to be taken and it would be deemed that such Unit holder has consented to the aforesaid change other than closed ended schemes. However, we, at HDFC Mutual Fund would like the Unit holders to continue their investments with us to help them achieve their financial goals.
18. The expenses related to the proposed changes and other consequential changes as outlined above will not be charged to the unit holders of the scheme of HDFC Mutual Fund.

**19. Tax Consequences:**

Pursuant to merger, any transfer of units held by the unit holder in the Merging Scheme in consideration of the units allotted in the Surviving Scheme who decide to continue their investments, will not be considered as redemption of Units in Merging Scheme and will not result in short term / long term capital gain / loss in the hands of the Unit holders. Furthermore, the period for which the units in the Merging Scheme were held by the Unit holder will be included in determining the period for which corresponding units were held in the Surviving Scheme by the Unit holder and the cost of acquisition of units allotted in the Surviving Scheme\*\* pursuant to merger will be the cost of acquisition of original units in Merging Scheme.

\*\*Finance Act, 2018 has enacted certain amendments for determination of cost of acquisition of the units for the purpose of computing long term capital gains.

Redemption / switch-out of units from the Scheme may entail capital gain/loss in the hands of the unitholder. For unit holders who redeem their investments during the Exit Option Period, the tax consequences as set forth in the Statement of Additional Information of HDFC Mutual Fund and Scheme Information Document of the scheme of HDFC Mutual Fund would be applicable. In case of NRI investors, TDS shall be deducted from the redemption proceeds in accordance with the prevailing income tax laws. In view of the individual nature of tax consequences, Unitholders are advised to consult their professional tax advisors for tax advice. The redemption / switch-out of units from the Scheme are liable for deduction of Securities Transaction Tax (STT), wherever applicable; however, such STT shall be borne by AMC and will not be borne by the investor.

**Please note that the aforesaid tax neutrality on consolidation/ merger of similar mutual fund schemes or of plans/options of similar mutual fund schemes is subject to compliance of SEBI (Mutual Funds) Regulations, 1996 and Units being held as 'Capital assets' as defined under the Income Tax Act, 1961. The above tax consequences are as per prevailing tax laws. In view of individual nature of tax consequences, Unit holders are advised to consult their financial and tax advisors with respect to tax and other financial implications arising out of their participation in merger of schemes.**

**Unit holders who require any further information may contact:**

HDFC Mutual Fund

Address: HDFC House, 2nd Floor, H.T. Parekh Marg, 165-166, Backbay Reclamation, Churchgate, Mumbai - 400 020. CIN No: L65991MH1999PLC123027

Telephone no.: 1800 3010 6767/ 1800 419 7676 Email id: [hello@hdfcfund.com](mailto:hello@hdfcfund.com)

Yours faithfully

For HDFC Asset Management Company Limited  
(Investment Manager to HDFC Mutual Fund)

Sd/-

Authorised Signatory

Enclosures: as above

---

**MUTUAL FUND INVESTMENTS ARE SUBJECT TO MARKET RISKS, READ ALL SCHEME RELATED DOCUMENTS CAREFULLY.**

## Annexure 1

### HDFC Banking and PSU Debt Fund (Surviving Scheme)

(Monthly Portfolio disclosure as on July 31, 2025):

ISIN	Cou pon (%)	Name Of the Instrument	Industry+ /Rating	Quantity	Market/ Fair Value (Rs. in Lacs.)	% to NAV	Yield	~YTC (AT1/Tier 2 bonds)
<b>DEBT INSTRUMENTS</b>								
<b>(a) Listed / awaiting listing on Stock Exchanges</b>								
<b>Government Securities (Central/State)</b>								
• IN0020230085	7.18	7.18% GOI MAT 140833	Sovereign	1,90,00,000	19,876.45	3.35	6.5387	
• IN0020220151	7.26	7.26% GOI MAT 060233	Sovereign	1,45,00,000	15,216.33	2.56	6.5238	
IN0020210152	6.67	6.67% GOI MAT 151235	Sovereign	80,00,000	8,094.40	1.36	6.6164	
IN0020210137	6.99	Floating Rate GOI 2034	Sovereign	65,00,000	6,646.25	1.12	6.7554	
IN1520230203	7.64	7.64% Gujarat SDL ISD 170124 MAT 170133^	Sovereign	50,00,000	5,237.94	0.88	6.9311	
IN0020240035	7.34	7.34% GOI MAT 220464	Sovereign	50,00,000	5,148.34	0.87	7.2392	
IN1520230211	7.64	7.64% % Gujarat SDL ISD 170124 Mat 170134^	Sovereign	30,00,000	3,144.30	0.53	6.9982	
IN1520230229	7.63	7.63% Gujarat SDL ISD 240124 Mat 240133^	Sovereign	25,00,000	2,617.82	0.44	6.9311	
IN1520230237	7.63	7.63% Gujarat SDL ISD 240124 Mat 240134^	Sovereign	20,00,000	2,095.14	0.35	6.9982	
IN0020240027	7.23	7.23% GOI MAT 150439	Sovereign	10,00,000	1,049.90	0.18	6.7784	
IN0020230077	7.18	7.18% GOI MAT 240737	Sovereign	5,00,000	522.00	0.09	6.7517	
IN2220230196	7.63	7.63% Maharashtra SDL Mat 310135^	Sovereign	5,00,000	525.87	0.09	6.9974	
IN1620250077	7.03	7.03% Haryana SDL	Sovereign	50,000	49.78	0.01	7.2050	

ISIN	Coupon (%)	Name Of the Instrument	Industry+ /Rating	Quantity	Market/ Fair Value (Rs. in Lacs.)	% to NAV	Yield	~YTC (AT1/Tier 2 bonds)
		ISD 110625 MAT 110639^						
<b>Non-Convertible debentures / Bonds</b>								
• INE053F08387	7.46	Indian Railways Finance Corp. Ltd.^	CRISIL - AAA	27,500	28,240.82	4.76	6.6500	
• INE556F08KG3	7.59	Small Industries Development Bank^	CRISIL - AAA	22,500	22,637.59	3.81	6.2900	
• INE053F08353	7.57	Indian Railways Finance Corp. Ltd.^	CRISIL - AAA	20,000	20,589.80	3.47	6.6500	
• INE377Y07482	8.1	Bajaj Housing Finance Ltd.^	CRISIL - AAA	15,000	15,305.37	2.58	6.9300	
• INE020B08EA5	7.55	REC Limited.^	CRISIL - AAA	1,500	15,327.57	2.58	6.6050	
• INE031A08939	7.29	Housing and Urban Development Corporation Ltd.^	CARE - AAA	15,000	15,232.16	2.57	7.0550	
• INE062A08454	7.33	State Bank of India (Tier 2 - Basel III)^	CRISIL - AAA	145	14,590.64	2.46	7.2550	7.2295
• INE031A08699	8.41	Housing and Urban Development Corporation Ltd.^	CARE - AAA	1,250	13,215.95	2.23	6.7100	
INE040A08914	7.97	HDFC Bank Ltd.£^	CRISIL - AAA	12,500	13,058.01	2.20	7.1700	
INE261F08DV4	7.62	National Bank for Agri & Rural Dev.^	CRISIL - AAA	12,500	12,757.61	2.15	6.6650	
INE160A08324	7.34	Punjab National Bank^	CRISIL - AAA	12,500	12,686.55	2.14	7.1100	
INE134E08ML8	7.55	Power Finance Corporation Ltd.^	CRISIL - AAA	12,500	12,621.23	2.13	6.4600	
INE377Y07474	8.05	Bajaj Housing Finance Ltd.^	CRISIL - AAA	10,000	10,317.85	1.74	7.0450	
INE556F08KL3	7.83	Small Industries Development Bank^	CRISIL - AAA	10,000	10,331.90	1.74	6.6600	
INE115A07QJ2	7.7	LIC Housing Finance Ltd.^	CRISIL - AAA	1,000	10,212.66	1.72	6.8200	

ISIN	Coupon (%)	Name Of the Instrument	Industry+ /Rating	Quantity	Market/ Fair Value (Rs. in Lacs.)	% to NAV	Yield	~YTC (AT1/Tier 2 bonds)
INE261F08EO7	7.48	National Bank for Agri & Rural Dev.^	CRISIL - AAA	10,000	10,215.24	1.72	6.6950	
INE752E08718	7.7	Power Grid Corporation of India Ltd.^	CRISIL - AAA	10,000	9,250.36	1.56	6.8650	
INE062A08256	6.24	State Bank of India (Tier 2 - Basel III)^	CRISIL - AAA	800	7,996.07	1.35	6.2450	6.2720
INE020B08BC7	8.7	REC Limited.^	CRISIL - AAA	750	7,949.72	1.34	6.6700	
INE040A08666	7.8	HDFC Bank Ltd.£^	CRISIL - AAA	7,500	7,769.31	1.31	7.1700	
INE134E08MA1	7.64	Power Finance Corporation Ltd.^	CRISIL - AAA	7,500	7,772.05	1.31	6.9950	
INE261F08EJ7	7.64	National Bank for Agri & Rural Dev.^	ICRA - AAA	7,500	7,734.61	1.30	6.7700	
INE557F08FZ1	7.59	National Housing Bank^	CRISIL - AAA	7,500	7,659.56	1.29	6.4800	
INE556F08KW0	7.42	Small Industries Development Bank^	CRISIL - AAA	7,500	7,652.41	1.29	6.7500	
INE535H07CJ6	8.3	SMFG India Credit Company Ltd^	CARE - AAA	7,500	7,644.11	1.29	7.2000	
INE261F08EB4	7.49	National Bank for Agri & Rural Dev.^	CRISIL - AAA	7,500	7,577.18	1.28	6.5400	
INE040A08674	7.79	HDFC Bank Ltd.£^	CRISIL - AAA	600	6,200.42	1.04	7.1750	
INE040A08773	7.8	HDFC Bank Ltd.£^	CRISIL - AAA	600	6,201.06	1.04	7.1750	
INE261F08EG3	7.68	National Bank for Agri & Rural Dev.	CRISIL - AAA	6,000	6,172.61	1.04	6.7700	
INE020B08BL8	8.6	REC Limited.^	CRISIL - AAA	550	5,850.31	0.99	6.6900	
INE020B08BJ2	8.8	REC Limited.^	CRISIL - AAA	500	5,339.69	0.90	6.6900	
INE261F08AX6	8.18	National Bank for Agri & Rural Dev.^	CRISIL - AAA	500	5,242.90	0.88	6.6700	
INE01XX07034	7.96	Pipeline Infrastructure Pvt. Ltd.^	CRISIL - AAA	5,000	5,204.76	0.88	6.7650	
INE053F08395	7.44	Indian Railways Finance Corp. Ltd.^	CRISIL - AAA	5,000	5,146.67	0.87	6.9800	
INE557F08FX6	7.51	National Housing Bank^	CARE - AAA	5,000	5,157.22	0.87	6.8150	

ISIN	Coupon (%)	Name Of the Instrument	Industry+ /Rating	Quantity	Market/ Fair Value (Rs. in Lacs.)	% to NAV	Yield	~YTC (AT1/Tier 2 bonds)
INE514E08GB4	7.45	Export - Import Bank of India^	CRISIL - AAA	5,000	5,111.71	0.86	6.5100	
INE031A08947	7.37	Housing and Urban Development Corporation Ltd.^	CARE - AAA	5,000	5,105.21	0.86	7.0550	
INE557F08FY4	7.59	National Housing Bank^	CRISIL - AAA	5,000	5,098.18	0.86	6.4800	
INE134E08NM4	7.38	Power Finance Corporation Ltd.^	CRISIL - AAA	5,000	5,100.15	0.86	6.9750	
INE556F08KK5	7.79	Small Industries Development Bank^	CRISIL - AAA	5,000	5,097.26	0.86	6.5650	
INE033L07IE2	8.1	TATA Capital Housing Finance Ltd.^	CRISIL - AAA	5,000	5,088.21	0.86	6.8200	
INE556F08KF5	7.54	Small Industries Development Bank^	CARE - AAA	500	5,023.98	0.85	6.3550	
INE040A08708	6	HDFC Bank Ltd.£	CRISIL - AAA	500	4,972.34	0.84	6.6400	
INE153A08089	7.05	Mahanagar Telephone Nigam Ltd.^	BRICKWO RKS - AA+(CE)	500	4,870.18	0.82	7.8100	
INE752E08742	7.55	Power Grid Corporation of India Ltd.^	CRISIL - AAA	5,000	4,620.95	0.78	6.8250	
INE153A08097	6.85	Mahanagar Telephone Nigam Ltd.^	BRICKWO RKS - AA+(CE)	400	3,858.47	0.65	7.8100	
INE020B08EH0	7.77	REC Limited.^	CRISIL - AAA	3,500	3,594.64	0.61	6.6050	
INE028A08315	7.75	Bank of Baroda (Tier 2 - Basel III)^	CRISIL - AAA	30	3,041.50	0.51	7.5150	7.2535
INE692Q07563	7.69 5	Toyota Financial Services India Ltd.^	ICRA - AAA	2,740	2,765.56	0.47	7.3100	
INE040A08427	7.86	HDFC Bank Ltd. (Tier 2 - Basel III)£^	CRISIL - AAA	25	2,601.54	0.44	7.1200	
INE040A08AF2	7.75	HDFC Bank Ltd.£^	CRISIL - AAA	2,500	2,583.92	0.44	7.1700	
INE053F07AY7	8.45	Indian Railways Finance Corp. Ltd.^	CRISIL - AAA	250	2,639.12	0.44	6.5350	
INE115A07OB4	8.7	LIC Housing Finance Ltd.^	CRISIL - AAA	250	2,634.98	0.44	6.9500	

ISIN	Coupon (%)	Name Of the Instrument	Industry+ /Rating	Quantity	Market/ Fair Value (Rs. in Lacs.)	% to NAV	Yield	~YTC (AT1/Tier 2 bonds)
INE134E08MG8	7.82	Power Finance Corporation Ltd.^	CRISIL - AAA	2,500	2,603.18	0.44	6.8950	
INE020B08FB0	7.53	REC Limited.^	CRISIL - AAA	2,500	2,582.61	0.44	7.0100	
INE040A08369	7.95	HDFC Bank Ltd.£	CRISIL - AAA	250	2,532.45	0.43	6.7000	
INE242A08569	7.25	Indian Oil Corporation Ltd.^	CRISIL - AAA	2,500	2,563.59	0.43	6.5550	
INE053F08411	7.37	Indian Railways Finance Corp. Ltd.^	CRISIL - AAA	2,500	2,561.13	0.43	6.6500	
INE153A08105	8	Mahanagar Telephone Nigam Ltd.^	CARE - AAA(CE)	250	2,527.44	0.43	7.9500	
INE261F08ED0	7.83	National Bank for Agri & Rural Dev.^	CRISIL - AAA	2,500	2,540.74	0.43	6.5400	
INE557F08GD6	7.35	National Housing Bank^	CARE - AAA	2,500	2,564.86	0.43	6.8300	
INE01XX07059	7.96	Pipeline Infrastructure Pvt. Ltd.^	CRISIL - AAA	2,500	2,546.86	0.43	6.6700	
INE134E08MT1	7.64	Power Finance Corporation Ltd.^	CRISIL - AAA	2,500	2,528.88	0.43	6.4700	
INE134E08IX1	7.75	Power Finance Corporation Ltd.^	CRISIL - AAA	250	2,549.99	0.43	6.5400	
INE020B08EP3	7.77	REC Limited.	CRISIL - AAA	2,500	2,535.08	0.43	6.4500	
INE020B08EX7	7.64	REC Limited.^	ICRA - AAA	2,500	2,544.25	0.43	6.5050	
INE556F08KU4	7.51	Small Industries Development Bank^	CRISIL - AAA	2,500	2,553.44	0.43	6.6650	
INE556F08KH1	7.43	Small Industries Development Bank^	CRISIL - AAA	2,500	2,522.61	0.43	6.5200	
INE0BWS07045	7.45	Altius Telecom Infrastructure Trust^	CRISIL - AAA	2,500	2,519.70	0.42	7.5400	
INE031A08970	6.9	Housing and Urban Development Corporation Ltd.^	ICRA - AAA	2,500	2,510.11	0.42	6.7900	
INE562A08081	6.18	Indian Bank (Tier 2 - Basel III)^	CRISIL - AAA	250	2,498.86	0.42	6.1800	6.0796

ISIN	Coupon (%)	Name Of the Instrument	Industry+ /Rating	Quantity	Market/ Fair Value (Rs. in Lacs.)	% to NAV	Yield	~YTC (AT1/Tier 2 bonds)
INE511C07847	7.7	Poonawalla Fincorp Ltd^	CRISIL - AAA	2,500	2,503.34	0.42	7.6200	
INE020B08DA7	6.9	REC Limited.^	CRISIL - AAA	250	2,501.44	0.42	6.8950	
INE062A08231	6.8	State Bank of India (Tier 2 - Basel III)^	CRISIL - AAA	250	2,455.69	0.41	7.0500	7.2280
INE296A07TI6	7.57	Bajaj Finance Ltd.^	CRISIL - AAA	1,500	1,518.76	0.26	7.2300	
INE053F07BR9	7.95	Indian Railways Finance Corp. Ltd.^	CRISIL - AAA	50	521.39	0.09	6.6500	
INE296A07TH8	7.55	Bajaj Finance Ltd.	CRISIL - AAA	500	503.40	0.08	7.4400	
<b>Sub Total</b>					<b>5,66,684.19</b>	<b>95.52</b>		
<b>Total</b>					<b>5,66,684.19</b>	<b>95.52</b>		
<b>MONEY MARKET INSTRUMENTS</b>								
<b>TREPS - Tri-party Repo</b>								
		TREPS - Tri-party Repo			5,763.39	0.97	5.3914	
<b>Sub Total</b>					<b>5,763.39</b>	<b>0.97</b>		
<b>Total</b>					<b>5,763.39</b>	<b>0.97</b>		
<b>OTHERS</b>								
<b>Alternative Investment Fund Units</b>								
INF0RQ622028		Corporate Debt Market Development Fund		15,349	1,732.89	0.29		
<b>Net Current Assets</b>								
		Net Current Assets			19,331.39	3.22		
<b>Sub Total</b>					<b>21,064.28</b>	<b>3.51</b>		
<b>Total</b>					<b>21,064.28</b>	<b>3.51</b>		
<b>Grand Total</b>					<b>5,93,511.86</b>	<b>100.00</b>		

- Top Ten Holdings  
+ Industry Classification as recommended by AMFI

£ - Sponsor Company

\*\* Thinly Traded/ Non-Traded Securities (Equity) as on July 31, 2025

^ Non-Traded Securities (Debt) as on July 31, 2025

# Non Sensex Scrips

@ Less than 0.01%.

~ YTC i.e. Yield to Call is disclosed at security level only for Additional Tier 1 Bonds and Tier 2 Bonds issued by Banks as per AMFI Best Practices Notification 135/BP/91/2020-21 read with SEBI circular SEBI/HO/IMD/DF4/CIR/P/2021/034.

This scheme has exposure to floating rate instruments and / or interest rate derivatives. The duration of these instruments is linked to the interest rate reset period. The interest rate risk in a floating rate instrument or in a fixed rate instrument hedged with derivatives is likely to be lesser than that in an equivalent maturity fixed rate instrument. Under some market circumstances the volatility may be of an order greater than what may ordinarily be expected considering only its duration. Hence investors are recommended to consider the unadjusted portfolio maturity of the scheme as well and exercise adequate due diligence when deciding to make their investments.

<b>Portfolio Classification by Asset Class (%)</b>	
Alternative Investment Fund Units	0.29
G-Sec, SDL	11.83
Credit Exposure	83.69
Cash, Cash Equivalents and Net Current Assets	4.19
<b>Portfolio Classification by Rating Class (%)</b>	
Alternative Investment Fund Units	0.29
Sovereign	11.83
AAA/AAA(SO)/A1+/A1+(SO) & Equivalent	82.22
AA+	1.47
Cash, Cash Equivalents and Net Current Assets	4.19

Notes:

1) **NAV History**

NAVs per unit (Rs.)	July 31, 2025	June 30, 2025
IDCW Option	10.2458	10.2403
IDCW Option - Direct Plan	10.0309	10.0017
Growth Option	23.2173	23.0846
Growth Option - Direct Plan	24.1822	24.0360

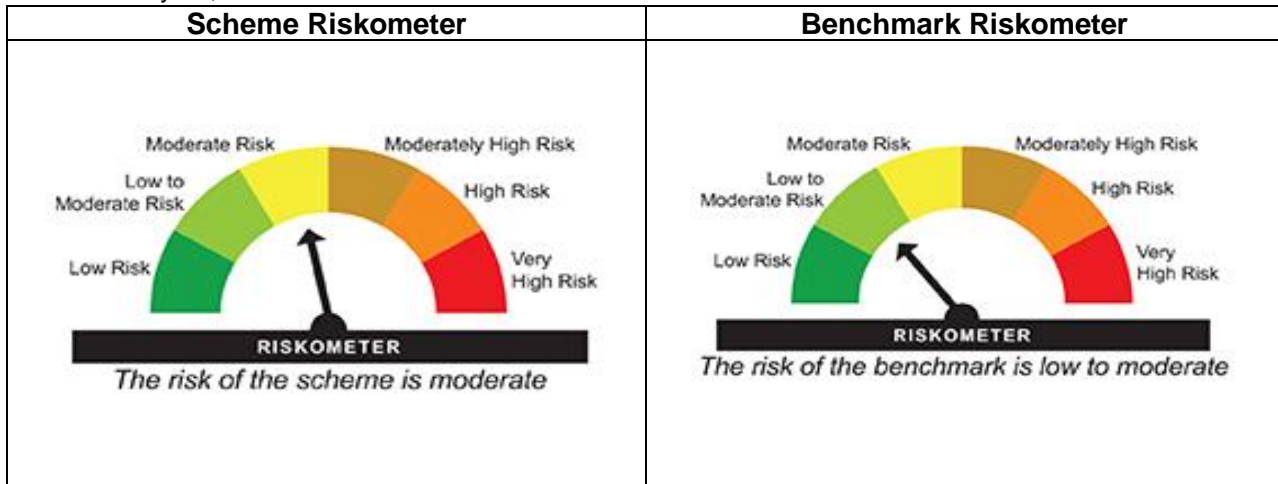
**Dividend History - Dividend declared during the month ended July 31, 2025:**

Plan Name	Record Date	Nav as on Record Date	Dividend Per Unit (Rs) for	
			Individuals and HUF	Others
IDCW Option	07-Jul-2025	10.2617	0.0167	0.0167
IDCW Option	14-Jul-2025	10.2491	0.0146	0.0146
IDCW Option	21-Jul-2025	10.2521	0.0086	0.0086
IDCW Option - Direct Plan	07-Jul-2025	10.0364	0.0064	0.0064
IDCW Option - Direct Plan	14-Jul-2025	10.0348	0.0048	0.0048
IDCW Option - Direct Plan	21-Jul-2025	10.0480	0.0180	0.0180
IDCW Option - Direct Plan	28-Jul-2025	10.0324	0.0024	0.0024

Bonus History - Bonus declared during the month ended July 31, 2025: Nil

- 2) Total below investment grade or default provided for and its percentage to NAV: Nil
- 3) Total investments in Foreign Securities / Overseas ETFs / ADRs / GDRs: Nil
- 4) Repo in Corporate Debt: Nil
- 5) Total outstanding exposure in Derivative Instruments as on July 31, 2025: Rs. 45000 Lacs
- 6) Annualised Portfolio YTM: 6.78%

- 7) Macaulay Duration: 1360.54 Days
- 8) Residual Maturity (Average Portfolio Maturity-other than equity investments): 1870.68 Days
- 9) Debt instruments having structured obligations or credit enhancement features have been denoted with suffix as (SO) or (CE) respectively against the ratings of the instrument
- 10) IDCW stands for Income Distribution cum Capital Withdrawal
- 11) Riskometer based on Scheme Portfolio and Portfolio Benchmark "Nifty Banking & PSU Debt Index A-II" as on July 31, 2025.



### HDFC FMP 1158D July 2022 – Series 46 (Merging Scheme)

(Monthly Portfolio disclosure as on July 31, 2025):

ISIN	Coupon (%)	Name Of the Instrument	Industry+ /Rating	Quantity	Market/ Fair Value (Rs. in Lacs.)	% to NAV	Yield	~YTC (AT1/Tier 2 bonds)
<b>DEBT INSTRUMENTS</b>								
<b>(a) Listed / awaiting listing on Stock Exchanges</b>								
<b>Government Securities (Central/State)</b>								
• IN2220150089	8.23	8.23% Maharashtra SDL - Mat 090925^	Sovereign	56,47,800	5,663.00	33.79	5.4213	
• IN1620150079	8.23	8.23% Haryana SDL - Mat 090925^	Sovereign	8,92,500	894.89	5.34	5.4379	
• IN1020150067	8.24	8.24% Andhra Pradesh SDL - Mat 090925^	Sovereign	6,04,700	606.33	3.62	5.4327	
• IN2220150097	8.16	8.16% Maharashtra SDL Mat 230925^	Sovereign	5,75,000	577.10	3.44	5.4213	
• IN4520150074	8.24	8.24% Telangana SDL - Mat 090925^	Sovereign	3,90,300	391.35	2.33	5.4423	

ISIN	Coupon (%)	Name Of the Instrument	Industry+ /Rating	Quantity	Market/ Fair Value (Rs. in Lacs.)	% to NAV	Yield	~YTC (AT1/Tier 2 bonds)
• IN2920150173	8.23	8.23% RAJASTHAN SDL - Mat 090925^	Sovereign	2,29,700	230.31	1.37	5.4563	
• IN2120150031	8.27	8.27% Madhya Pradesh SDL - Mat 120825^	Sovereign	2,00,000	200.16	1.19	5.4366	
• IN000925C056		GOI STRIPS - Mat 120925^	Sovereign	1,00,000	99.39	0.59	5.3388	
<b>Sub Total</b>					<b>8,662.53</b>	<b>51.67</b>		
<b>Total</b>					<b>8,662.53</b>	<b>51.67</b>		
<b>MONEY MARKET INSTRUMENTS</b>								
<b>Treasury bills</b>								
• IN002024Y506		182 Days Tbill MAT 250925	Sovereign	75,00,000	7,440.24	44.39	5.3300	
<b>TREPS - Tri-party Repo</b>								
		TREPS - Tri-party Repo			377.57	2.25	5.3914	
<b>Sub Total</b>					<b>7,817.81</b>	<b>46.64</b>		
<b>Total</b>					<b>7,817.81</b>	<b>46.64</b>		
<b>OTHERS</b>								
<b>Net Current Assets</b>								
		Net Current Assets			281.37	1.69		
<b>Sub Total</b>					<b>281.37</b>	<b>1.69</b>		
<b>Total</b>					<b>281.37</b>	<b>1.69</b>		
<b>Grand Total</b>					<b>16,761.71</b>	<b>100.00</b>		

• Top Ten Holdings

+ Industry Classification as recommended by AMFI

£ - Sponsor Company

\*\* Thinly Traded/ Non-Traded Securities (Equity) as on July 31, 2025

^ Non-Traded Securities (Debt) as on July 31, 2025

# Non Sensex Scrips

@ Less than 0.01%.

~ YTC i.e. Yield to Call is disclosed at security level only for Additional Tier 1 Bonds and Tier 2 Bonds issued by Banks as per AMFI Best Practices Notification 135/BP/91/2020-21 read with SEBI circular SEBI/HO/IMD/DF4/CIR/P/2021/034.

Portfolio Classification by Asset Class (%)	
G-Sec STRIPS, SDL, T-Bills	96.06
Cash, Cash Equivalents and Net Current Assets	3.94

Portfolio Classification by Rating Class (%)	
Sovereign	96.06
Cash, Cash Equivalents and Net Current Assets	3.94

**Notes:**

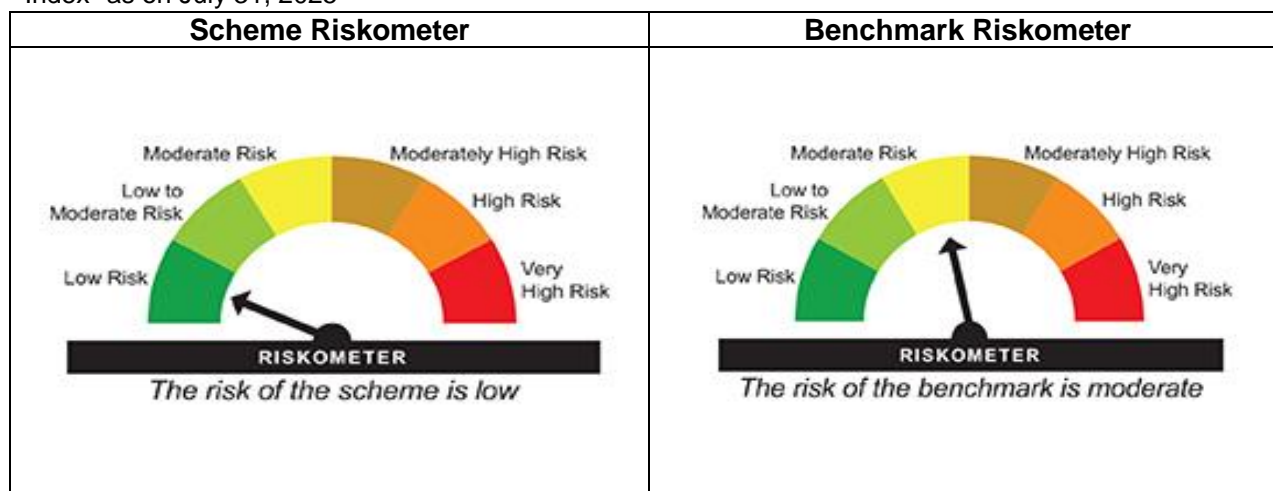
1) **NAV History**

NAVs per unit (Rs.)	July 31, 2025	June 30, 2025
IDCW Option	12.2147	12.1612
IDCW Option - Direct Plan	12.3152	12.2584
Quarterly IDCW Option	10.0589	10.0149
Quarterly IDCW Option - Direct Plan	10.0621	10.0157
Growth Option	12.2147	12.1612
Growth Option - Direct Plan	12.3152	12.2584

Dividend History - Dividend declared during the month ended July 31, 2025: Nil

Bonus History - Bonus declared during the month ended July 31, 2025: Nil

- 2) Total below investment grade or default provided for and its percentage to NAV: Nil
- 3) Total investments in Foreign Securities / Overseas ETFs / ADRs / GDRs: Nil
- 4) Repo in Corporate Debt: Nil
- 5) Total outstanding exposure in Derivative Instruments as on July 31, 2025: Nil
- 6) Annualised Portfolio YTM: 5.38%
- 7) Macaulay Duration: 45.4 Days
- 8) Residual Maturity (Average Portfolio Maturity-other than equity investments): 46.38 Days
- 9) IDCW stands for Income Distribution cum Capital Withdrawal
- 10) Riskometer based on Scheme Portfolio and Portfolio Benchmark "NIFTY Medium Duration Debt Index" as on July 31, 2025



## Annexure 2

### HDFC Banking and PSU Debt Fund (Surviving Scheme) (As on July 31, 2025)

#### HDFC Banking and PSU Debt Fund - Regular Plan - Growth Option

Period	Returns (%) <sup>^</sup>	Benchmark Returns (%) <sup>#</sup>
Last 1 Year	8.72	8.33
Last 3 Years	7.51	7.28
Last 5 Years	6.05	5.74
Since Inception*	7.70	7.46

<sup>^</sup> Past performance may or may not be sustained in the future

Returns greater than one year are compounded annualized (CAGR).

\* Inception Date: March 26, 2014

# Nifty Banking & PSU Debt Index A-II

Since inception returns are calculated on Rs. 10 (allotment price).

#### HDFC Banking and PSU Debt Fund - Direct Plan - Growth Option

Period	Returns (%) <sup>^</sup>	Benchmark Returns (%) <sup>#</sup>
Last 1 Year	9.14	8.33
Last 3 Years	7.94	7.28
Last 5 Years	6.50	5.74
Since Inception*	8.09	7.46

<sup>^</sup> Past performance may or may not be sustained in the future

Returns greater than one year are compounded annualized (CAGR).

\*Inception Date: March 26, 2014

# Nifty Banking & PSU Debt Index A-II

Since inception returns are calculated on Rs. 10 (allotment price)

#### HDFC FMP 1158D JULY 2022- Series 46 (Merging Scheme) (As on July 31, 2025)

##### HDFC FMP 1158D JULY 2022- Series 46 - Regular Plan - Growth Option

Period	Returns (%) <sup>^</sup>	Benchmark Returns (%) <sup>#</sup>
Last 1 Year	6.64	8.88
Last 3 Years	6.74	7.72
Since Inception*	6.86	7.77

<sup>^</sup> Past performance may or may not be sustained in the future

Returns greater than one year are compounded annualized (CAGR).

\* Inception Date: July 26, 2022

# NIFTY Medium Duration Debt Index

Since inception returns are calculated on Rs. 10 (allotment price).

##### HDFC FMP 1158D JULY 2022 - Series 46 - Direct Plan - Growth Option

Period	Returns (%) <sup>^</sup>	Benchmark Returns (%) <sup>#</sup>
Last 1 Year	6.93	8.88
Last 3 Years	7.04	7.72
Since Inception*	7.15	7.77

<sup>^</sup> Past performance may or may not be sustained in the future

Returns greater than one year are compounded annualized (CAGR).

\*Inception Date: July 26, 2022

# NIFTY Medium Duration Debt Index

Since inception returns are calculated on Rs. 10 (allotment price)

### Annexure 3

#### CONSENT FOR MERGER

#### **Sub: Merger of HDFC FMP 1158D July 2022 – Series 46 (“the FMP”) (Merging Scheme) into HDFC Banking and PSU Debt Fund (Surviving Scheme)**

I/We hereby express my consent to merge the FMP into HDFC Banking and PSU Debt Fund with effect from close of Business Hours on the Maturity Date of the FMP i.e. September 25, 2025 and consequently receive the corresponding number of units in the Surviving Scheme:

<b>Name of the Fixed Maturity Plan</b>	:	<b>HDFC FMP 1158D July 2022 – Series 46</b>
<b>Folio No.</b>	:	
<i>(The details in our records under the folio number mentioned will apply)</i>		
<b>OR</b>		
<b>Demat Account Details</b>		
NSDL/CDSL	:	
DP Name	:	
DP ID	:	
Beneficiary Account No	:	

I / We hereby confirm and declare as under: -

- i. I / We hereby agree and confirm having read and understood the contents of the letter intimating about the said merger.
- ii. I / We are authorized to provide the Consent and have read, understood and hereby agree to comply with the terms and conditions of the scheme related documents of Surviving Scheme.

#### **Signature(s)**

\_\_\_\_\_  
First/Sole Unit holder/Guardian

\_\_\_\_\_  
Second Unit holder

\_\_\_\_\_  
Third Unit holder

Where **the mode of holding is “joint”**, all Unit holders are required to sign. Signature(s) should be as it appears on the Application form and in the same order.

#### Instructions

1. Unless consent is provided for merger, maturity proceeds shall be dispatched to / credited in the bank account of the Unit holder within 3 Working Days of the Maturity Date.
2. Unitholders whose folios are not KYC compliant are requested to immediately update their KYC to be eligible to furnish positive consent or to receive Maturity Proceeds.
3. It may be noted that Maturity/IDCW proceeds shall be transferred to Unclaimed Redemption/IDCW Account in respect of Unitholders whose folios are not KYC compliant.

4. **Manner of providing consent:**

Investors must submit their consent to the merger latest by **5.30 p.m. on the maturity date of the FMP i.e. September 24, 2025** in any of the following modes:

- i. Submitting original signed consent form by all joint holders at any of the Official Points of Acceptance.
  - ii. By way of an email from email id registered in the folio to [fmpmerger@hdfcfund.com](mailto:fmpmerger@hdfcfund.com)  
In case of joint holders where mode of holding is "joint", all joint holders have to sign the consent form, and a scanned copy of the same should be sent from the email id registered in the folio.
  - iii. Online transaction modes such as investor portal on the Fund's website, app, or any other mode made available by the Fund from time to time to submit the consent.
5. Units on which lien /pledge has been marked can be merged subject to no objection from lien holder/pledgee and the consent being submitted within the specified time. If the lien/pledge is invoked by the financier (i.e. bank/financial institution/NBFC) on the maturity date, the maturity proceeds will be paid to the financier and the consent for merger in such cases will be deemed as invalid.